



# CHINA RUNXIN VALVE

## 中国 · 润新阀

出口全球**161**个国家和地区

Runxin valve has been exported  
to 161 countries and regions





润新公司山福镇厂区  
Factory District of Runxin Company in Shanfu Town





# CONTENTS

## 目录

●企业简介 Company Profile	01-02
●结构特点 Structural Characteristics	03-04
●营销网络 Marketing Network	03-04
●产品分类 Classification of Runxin Valve	03-04
●自动阀端口应用 Application of Runxin Valve Port	03-04
●手动过滤阀 Manual Filter Valve	05-07
●手动软化阀 Manual Softener Valve	07-09
●自动过滤阀 Automatic Filter Valve	09-12
●单罐自动软化阀 (LED显示) Automatic Softener Valve with Single Tank (LED Display)	13-18
●顺流再生软化阀 Down-flow Regeneration Softener Valve	14-17
●逆流再生软化阀 Up-flow Regeneration Softener Valve	17-18
●数码管显示控制阀 (P系列) P Series Control Valve	19-20
●数码管显示控制阀 (Q系列) Q Series Control Valve	20-21
●7m <sup>3</sup> /h过滤/软化两用控制阀 F143 F143 Control Valve Combined with Filtration and Softening (7m <sup>3</sup> /h)	22
●双罐串联多功能控制阀 F142 F142 Control Valve for Achieving One Valve on Duplex Tanks in Series	22
●连续供水用控制阀 (单阀双罐) Continuous Water Supply Softener Valve (One Valve with Two Tanks)	23-24
●连续供水用控制阀(双阀双罐) Continuous Water Supply Softener Valve (Two Valve with Two Tanks)	25-26
●连续供水用控制阀(一阀三罐) Continuous Water Supply Softener Valve (One Valve with Three Tanks)	27
●浮动床用控制阀 Control Valve for Floating Bed Water Treatment Systems	28-29
●带RS-485通信端口控制阀型号汇总 Summary of Control Valve Models with RS-485 Communication Port	30
●家用过滤阀、软化阀 Residential Filter Valve and Softener Valve	31-34
●旁通阀系列 Bypass Valve Series	33-34
●在线取样检测出水硬度装置 F84 Online Monitoring Device	35-36
●除铁/锰装置 Iron and Manganese Removal Device	37
●过滤&软化球阀控制器 Ball Valve Controller for Filter & Softener Water Treatment Systems	38
●陶瓷硬密封三通阀 F146系列/叠片式过滤器RJ-DF系列 Ceramic hard sealing three-way valve F146 series/Disk Filter System RJ-DF Series	39
●其他阀门及配件 Other Accessories	40
●泳池过滤阀 Swimming Pool Filter Valve	41-42
●产品选型指南 Product Selection Guide	43-44
●技术参数及工作条件汇总表 Table Of Technical Parameters and Working Conditions	45-46
●“润新阀”命名规则 "Runxin Valve" Naming Rules	47-48



**首届中国节水奖  
先进集体**  
China Water Conservation Award Advanced Collective  
经党和国家功勋荣誉表彰工作委员会办公室批准设立  
是我国**节水领域的最高荣誉**



润新公司山福镇厂区  
Factory District of Runxin Company in Shanfu Town



国家高新技术企业  
The National New High-tech Enterprise



工信部专精特新重点“小巨人”企业  
National Specialized, Fined, Peculiar  
and Innovative "Little Giant" Enterprise



国家级绿色工厂  
National Level Green Factory



浙江省“隐形冠军”企业  
Zhejiang Hidden Champion Enterprise

# COMPANY PROFILE

## 企业简介

温州市润新机械制造有限公司成立于2000年，在温州市山福镇和丽水经济开发区建有生产基地，厂区占地130多亩，建筑面积20多万平方米，主要研发、生产水处理系统用控制阀（“润新阀”）、润莱民用（商用）水处理器、润景陶瓷硬密封球阀、润景灌溉阀等系列产品，是国家高新技术企业、工信部专精特新重点“小巨人”企业、首届中国节水奖先进集体、国家级绿色工厂、浙江省“隐形冠军”企业、浙江省专利示范企业、温州市“最美工厂”，获评浙江出口名牌、温州市质量管理创新奖、温州慈善奖·机构捐赠奖等荣誉称号，累计取得专利190多项。

“润新阀”采用特种陶瓷端面密封结构，动片采用刚玉陶瓷，经超高温烧结而成，硬度仅次于蓝宝石，定片采用高强度合成材料，动片和定片相互贴合旋转实现工位瞬间切换，具有密封性好、耐杂质、少检修、少维护、使用寿命长等特点，自2010年开始至2024年连续每年通过美国NSF认证，通过欧盟CE、ROHS认证和法国ACS、俄罗斯EAC认证，产品远销全球160多个国家和地区，广泛应用于过滤、软化和特质水处理（除铁锰、除氧、除氟、混床）等领域。





省级企业研究院  
Provincial Enterprise Research Institute



浙江出口名牌  
Zhejiang Province Export Famous Brand



国家CNAS实验认可证书  
National CNAS Laboratory Certificate

Wenzhou Runxin Manufacturing Machine Co., Ltd. was founded in 2000. Its production bases are located in Shanfu Town Wenzhou City and Lishui Economic Developing Zone, the factory district covers an area of more than 86,666 square meters, the area of building is more than 200,000 square meters, the company mainly develop and produce series products like water treatment system control valve ("Runxin Valve"), Runlucky residential (commercial) water treatment equipment, Runjing ceramic hard sealing ball valves, Runjing irrigation valve, etc. Runxin Company is the National New High-tech Enterprise, National Specialized, Fined, Peculiar and Innovative "Little Giant" Enterprise by the ministry of Industry and Information Technology, First China Water Conservation Award Advanced Collective, National Level Green Factory, Zhejiang Hidden Champion Enterprise, Zhejiang Patent Demonstration Enterprise, "The Most Beautiful Factories" in Wenzhou, and also recognized as "Zhejiang Export Famous Brand", winning honorary titles like Wenzhou Quality Management Innovation Award, Wenzhou Charity Award, Institutional Donation Award, has gained more than 190 patents in total.

"Runxin Valve" adopts a special ceramic hermetic head faces structure. The moving disc is made of corundum ceramic, sintered at ultra-high temperatures, with a hardness second only to sapphire. The fixed disc is made of high-strength composite material. The moving and fixed discs are attached and rotated against each other to achieve instant switching of working positions, featuring excellent sealing performance, resistance to impurities, less inspection and repair, less maintenance, and a longer service life. Since 2010 through 2024, it has consecutively passed the US NSF certification annually, as well as the EU CE and ROHS certifications, France ACS certification, and Russian EAC certification. The products are exported to more than 160 countries and regions worldwide, and are widely applied in fields such as filtration, water softening, and special water treatment (iron and manganese removal, oxygen removal, fluoride removal, mixed bed), etc.

## “润新阀”年产300多万套

The annual production capacity of Runxin Valve over 3,000,000 sets.



恒温无尘注塑车间  
Constant temperature dust-free injection molding workshop



MES系统  
MES system display interface



CTU立体仓库  
CTU automated warehouse




CNC车间  
CNC workshop



立式加工中心  
VMC (vertical machining centre)



第2条F56A控制阀自动装配流水线  
The 2nd automatic assembly line for F56A control valve



F63控制阀全自动装配流水线  
F63 fully automatic assembly line



F79控制阀自动装配流水线  
F79 Automatic Assembly Line



大阀车间  
High flow rate valve workshop

## 结构特点

### Structural Characteristics

#### 特种陶瓷端面密封结构

Hermetic head faces sealing structure



- 动片采用高硬度、高平面度的特种陶瓷材料，经超高温烧结而成，硬度仅次于钻石、蓝宝石，耐磨损，耐酸及低浓度碱
- 定片采用高强度合成材料
- 动片与定片相互贴合旋转实现工位切换，密封性好，可带压操作
- 可用于阴阳床系统（酸碱再生）
- 可选动片、定片双陶瓷材料

- Moving disk is made from high-hardness and high-flatness special ceramic materials, which is made by high sintering resistant of wear, alkaline and low concentration of acid.
- Fixed disk adopts high-strength synthetic materials
- The moving disk and fixed disk are attached and rotated to achieve instant switching of the workstation, ensuring good sealing performance and allowing operation under pressure.
- Can be used at anion and cation bed system (acid-base regeneration)
- Optional dual-ceramic materials for both the moving disk and the fixed disk

## 营销网络

### Marketing Network

出口全球**161**个国家和地区  
Exported to more than 161 countries and regions



# 产品分类

## Classification of Runxin Valve



# 自动阀端口应用

## Application of Runxin Valve Ports

功能名称 Function name	应用 Application	说明 Explanation
信号输出端口b-01 Signal output connector b-01	控制出口电磁阀或电动球阀 Outlet solenoid valve or electronic ball valve	用于严格要求出水口无硬水流出或控制储水箱液位 Used for applications requiring no hard water to flow from the outlet or for controlling the liquid level in the storage tank.
	控制进水泵 Inlet pump	用于再生或冲洗时增压；利用储水箱液位控制器，控制水泵，确保储水箱有水 Increase pressure for regeneration or rinse. Use the liquid level controller to control inlet pump to ensure there is water in tank
信号输出端口b-02 Signal output connector b-02 泄压端口 Pressure relief connector	控制进口电磁阀、电动球阀或旁路泄压 Inlet solenoid valve or electronic ball valve, or bypass pressure relief.	进水压力较高时，在控制阀旋转过程中关闭或停止进水，防止电机转动 When inlet pressure is high, it needs to close water inlet when valve is rotating to protect motor.
互锁接口 Interlock connector	确保系统中不超过一个控制阀再生或冲洗 To ensure only one control valve regeneration or rinse in system.	反渗透预处理、同时供水分别再生、二级钠离子交换设备等 Use in RO pre-treatment, water supply together but regeneration in turn. Second grade ion exchange equipment, etc.
远程控制端口 Remote handling connector	接收信号使控制阀到下一位置 Receive signal to make the control valve rotate to next position.	用于与在线监测系统、电脑连接，实现自动或远程控制阀门 It is used for online monitoring system, computer connection, and realizes automatic or remote control of valve.
RS-485端口 RS-485 connector	实时传输数据 Real-time data transmission.	可与PLC、电脑等连接，与控制阀实时通信 Can connect with PLC, computer, etc., communicate with the control valve in real time.

# 手动过滤阀

## Manual Filter Valve



51204K (F56K)



51240 (F112BS)

### 结构性能特点 Structure Features

- 通过手柄或手轮切换工位，实现运行、反冲洗滤料和正冲洗滤料等功能
- 手动操作，冲洗时无原水旁通
- 主要型号有F52/F56系列、双阀芯F77BS和活塞式F112BS
- The manual filter valve can switch functions by rotating the handle, such as service backwash and fast rinse
- No hard water bypass and can operate with pressure
- The main models include F52, F56 series, F77BS, F112BS and so on

### 适用场合 Applications

家用过滤设备、反渗透预处理设备的石英砂过滤器和活性炭过滤器、泳池过滤器设备、除铁锰过滤设备等  
Residential filter equipment, sand filter or A/C filter for RO pretreatment equipment, swimming pool filter equipment, and iron/manganese removal system

型号 Model				
	51101A(F52)	51101B(F56B)	51101C(F56C)	51102(F56E)
工作流程 Working Process	运行 → 反洗 → 正洗 → 运行 Service → Backwash → Fast Rinse → Service			
进/出水口 Inlet/Outlet	1/2"F	1/2"F 3/4"F	1/2"F 3/4"F	1/2"F 3/4"F
排水口 Drain	1/2"F	1/2"F 3/4"F	1/2"F 3/4"F	1/2"F 3/4"F
基座 Base	M82 × 3	Tr95 x6或98锯齿形 Tr95x6 or 98 Serrated	Tr118 x6或Tr110 x6 Tr118 x6 or Tr110 x6	2.5"-8NPSM
中心管 Riser Pipe	Φ 16.5mm	1.05"OD	1.05"OD	1.05"OD
适配罐体 Resin Tank	6-10"	配10"滤壳 Suitable for 10" filter housing	配20"滤壳 Suitable for 20" filter housing	6-10"
流量 Flow Rate	1 m <sup>3</sup> /h	1 m <sup>3</sup> /h	1 m <sup>3</sup> /h	2 m <sup>3</sup> /h

型号 Model				
	51202C(F56EC)	51104(F56A)	51204K (F56K)	51204C(F56AC)
工作流程 Working Process	运行 → 反洗 → 正洗 → 运行 Service → Backwash → Fast Rinse → Service			
进/出水口 Inlet/Outlet	1/2"F 3/4"F	1"F	1"F	1"F
排水口 Drain	1/2"F 3/4"F	1"F	1"F	1"F
基座 Base	2.5"-8NPSM	2.5"-8NPSM	2.5"-8NPSM	2.5"-8NPSM
中心管 Riser Pipe	1.05"OD	1.05"OD	1.05"OD	1.05"OD
适配罐体 Resin Tank	6-10"	6-12"	6-12"	6-12"
流量 Flow Rate	2m <sup>3</sup> /h	4m <sup>3</sup> /h	4m <sup>3</sup> /h	4m <sup>3</sup> /h

型号 Model				
	51204(F56M)	51105(F56F)	51208(F56L)	51110(F56D)
工作流程 Working Process	运行 → 反洗 → 正洗 → 运行 Service → Backwash → Fast Rinse → Service			
进/出水口 Inlet/Outlet	1"F	1"F	1.5"M	2"F
排水口 Drain	1"F	1"F	1.5"M	2"F
基座 Base	2.5"-8NPSM	2.5"-8NPSM	4"-8UN	4"-8UN
中心管 Riser Pipe	1.05"OD	1"D-GB	1.5"D-GB/1.9"OD	1.5"D-GB/1.9"OD
适配罐体 Resin Tank	6-12"	6-14"	16-24"	16-24"
流量 Flow Rate	5m <sup>3</sup> /h	5 m <sup>3</sup> /h	8 m <sup>3</sup> /h	10 m <sup>3</sup> /h

型号 Model		
	51215(F77BS)	51240(F112BS)
工作流程 Working Process	运行 → 反洗 → 正洗 → 运行 Service → Backwash → Fast Rinse → Service	
进/出水口 Inlet/Outlet	2" M	DN65
排水口 Drain	2" M	DN65
基座 Base	4"-8UN	侧装(DN80上下布) Side-mounted (DN80 top and bottom strainer connector)
中心管 Riser Pipe	1.5"D-GB/1.9"OD	
适配罐体 Resin Tank	30-42"	36-48"
流量 Flow Rate	15 m <sup>3</sup> /h	40 m <sup>3</sup> /h

## 手动软化阀

### Manual Softener Valve

#### 结构性能特点 Structure Features

- 通过手轮切换工位，实现运行、反冲、吸盐慢洗、盐箱补水、正洗五种功能
- 手动带压操作，再生时无原水旁通
- 主要型号有F64系列、双阀芯F77AS和活塞式F112AS
- The manual softener valve can switch functions by rotating the handle, such as service, backwash and fast rinse
- No hard water bypass and can operate with pressure
- The main models include F64 series, Dual Core Valve F77AS and Piston Type F112AS.

#### 适用场合 Applications

家用软水设备、反渗透预处理设备的软水器、离子交换设备、锅炉软化水设备等  
Residential softener equipment, softener system for RO pretreatment equipment, ion exchange units, boiler softener system



61104 (F64A)

型号 Model			
	<b>61202(F64B)</b>	<b>61202C(F64BC)</b>	<b>61104 (F64A)</b>
工作流程 Working Process	运行→反洗→吸盐慢洗→盐箱补水→正洗→运行 Service→Backwash→Brine & Slow Rinse→Brine Refill→Fast Rinse→Service		
进/出水口 Inlet/Outlet	3/4"F	3/4"F	1"F
排水口 Drain	1/2"M	1/2"M	1/2"M
基座 Base	2.5"-8NPSM	2.5"-8NPSM	2.5"-8NPSM
中心管 Riser Pipe	1.05"OD	1.05"OD	1.05"OD
吸盐口 Brine Tank Connector	3/8"M	3/8"M	3/8"M
适配罐体 Resin Tank	6"~12"	6"~12"	6"~18"
流量 Flow Rate	2 m <sup>3</sup> /h	2 m <sup>3</sup> /h	4 m <sup>3</sup> /h
再生方式 Regeneration Mode	顺流再生 DF	顺流再生 DF	顺流再生 DF

型号 Model			
	<b>61204C (F64AC)</b>	<b>61206 (F64F)</b>	<b>61210(F64D)</b>
工作流程 Working Process	运行→反洗→吸盐慢洗→盐箱补水→正洗→运行 Service→Backwash→Brine & Slow Rinse→Brine Refill→Fast Rinse→Service		
进/出水口 Inlet/Outlet	1"F	1.5"M	2"M
排水口 Drain	1/2"M	3/4"M	1"M
基座 Base	2.5"-8NPSM	4"-8UN	4"-8UN
中心管 Riser Pipe	1.05"OD	1.25"D-GB	1.5"D-GB/1.9"OD
吸盐口 Brine Tank Connector	3/8"M	1/2"M	1/2"M
适配罐体 Resin Tank	6"~18"	10"~24"	10"~30"
流量 Flow Rate	4 m <sup>3</sup> /h	6 m <sup>3</sup> /h	10 m <sup>3</sup> /h
再生方式 Regeneration Mode	顺流再生 DF	顺流再生 DF	顺流再生 DF

<p>型号 Model</p>		
<p>61215(F77AS)</p>		<p>61240(F112AS)</p>
<p>工作流程 Working Process</p>	<p>运行→反洗→吸盐慢洗→盐箱补水→正洗→运行 Service→Backwash→Brine &amp; Slow Rinse→Brine Refill→Fast Rinse→Service</p>	
<p>进/出水口 Inlet/Outlet</p>	<p>2" M</p>	<p>DN65</p>
<p>排水口 Drain</p>	<p>2" M</p>	<p>DN65</p>
<p>基座 Base</p>	<p>4"-8UN</p>	<p>侧装(DN80上下布) Side-mounted (DN80 top and bottom strainer connector)</p>
<p>中心管 Riser Pipe</p>	<p>1.5"D-GB/1.9"OD</p>	
<p>吸盐口 Brine Tank Connector</p>	<p>3/4" F</p>	<p>3/4" M</p>
<p>适配罐体 Resin Tank</p>	<p>30" ~ 42"</p>	<p>30" ~ 60"</p>
<p>流量 Flow Rate</p>	<p>15 m<sup>3</sup>/h</p>	<p>40 m<sup>3</sup>/h</p>
<p>再生方式 Regeneration Mode</p>	<p>顺流 DF</p>	<p>顺流 DF</p>

# 自动过滤阀

## Automatic Filter Valve

### 结构性能特点 Structure Features

- LED显示, 停电数据保护 (3天)
- 冲洗时无原水旁通
- 可设定重复冲洗次数F-00
- 带信号输出端口(b-01/b-02)、远程控制端口、互锁端口
- 可选运行按天计或按小时计
- 可选时间型或流量型
- 可定制RS-485通信功能
- 适配电源AC100-240V/50-60Hz
- 主要型号有F67系列、F71系列、F134A、F75、F77B、F95B、F111B、F147B、F112B和F96B
- LED disp, laydate saved after power off (3 days)
- No hard water bypass in rising cycle
- Can set rinsing frequency F-00
- With signal output connector (b-01 or b-02), remote handling connector and interlock connector
- Start rising by days or hours
- Time type or meter type is for optional
- With RS-485 port is optional
- Electrical Facility: AC100-240V/50-60Hz
- Main Models: F67, F71, F134A, F75, F77B, F95B, F111B, F147B, F112B and F96B



53502 (F71B1)

新品 NEW



70 m<sup>3</sup>/h

陶瓷端面密封  
Special ceramic hermetic head face structure

创新双阀芯结构

Innovative dual valve core structure

发明专利申请号Patent Application No.: 202510719765.9

实用新型专利申请号Patent Application No.: 202521110507.2

### 适用场合 Applications

家用过滤设备、反渗透预处理设备的活性炭和砂过滤器、泳池过滤设备、除铁锰设备等

Residential filter equipment, sand filter or A/C filter for RO pretreatment, swimming pool filter equipment and iron/manganese removal equipment

型号 Model	53502(F71B)	53502B(F71G)	53504S(F67B)	53504(F67C)
工作流程 Working Process	运行 → 反洗 → 正洗 → 运行 Service → Backwash → Fast Rinse → Service			
进/出水口 Inlet/Outlet	3/4"M	3/4"M	1"F	1"F
排水口 Drain	3/4"M	3/4"M	1"F	1"F
基座 Base	2.5"-8NPSM	2.5"-8NPSM	2.5"-8NPSM	2.5"-8NPSM
中心管 Riser Pipe	1.05"OD	1.05"OD	1.05"OD	1.05"OD
适配罐体 Resin Tank	6" ~ 10"	6" ~ 10"	6" ~ 16"	6" ~ 16"
流量 Flow Rate	2 m <sup>3</sup> /h	2 m <sup>3</sup> /h	4 m <sup>3</sup> /h	4 m <sup>3</sup> /h
RS-485端口 RS-485 port	无 Not available			

型号 Model				
	53504B(F67G)	53504C(F67I)	53505S(F67B-A)	53505-A(F67C-A)
工作流程 Working Process	运行 → 反洗 → 正洗 → 运行 Service → Backwash → Fast Rinse → Service			
进/出水口 Inlet/Outlet	1"F	1"F	1"F	1"F
排水口 Drain	1"F	1"F	1"F	1"F
基座 Base	2.5"-8NPSM	2.5"-8NPSM	2.5"-8NPSM	2.5"-8NPSM
中心管 Riser Pipe	1.05"OD	1.05"OD	1"D-GB	1"D-GB
适配罐体 Resin Tank	6" ~ 16"	6" ~ 16"	6" ~ 16"	6" ~ 16"
流量 Flow Rate	4 m <sup>3</sup> /h	4 m <sup>3</sup> /h	5 m <sup>3</sup> /h	5 m <sup>3</sup> /h
RS-485端口 RS-485 port	无 Not available			

型号 Model				
	53508(F134A)	53510(F75A)	53510B(F75B)	53515(F99B)
工作流程 Working Process	运行 → 反洗 → 正洗 → 运行 Service → Backwash → Fast Rinse → Service			
进/出水口 Inlet/Outlet	1.5"M	2"M	2"M	2"M
排水口 Drain	1.5"M	2"M	2"M	2"M
基座 Base	4"-8UN	4"-8UN	4"-8UN	4"-8UN
中心管 Riser Pipe	1.5"D-GB/1.9"OD	1.5"D-GB/1.9"OD	1.5"D-GB/1.9"OD	1.5"D-GB/1.9"OD
适配罐体 Resin Tank	16" ~ 24"	16" ~ 24"	16" ~ 24"	20" ~ 30"
流量 Flow Rate	8 m <sup>3</sup> /h	10 m <sup>3</sup> /h	10 m <sup>3</sup> /h	15 m <sup>3</sup> /h
RS-485端口 RS-485 port	有 Available	可定制 Customizable	可定制 Customizable	有 Available

型号 Model				
	53518(F77B)	53520(F95B)	53520T(F111B)	53530(F147B)
工作流程 Working Process	运行 → 反洗 → 正洗 → 运行 Service → Backwash → Fast Rinse → Service			
进/出水口 Inlet/Outlet	2" M	2" M	2" M	DN65
排水口 Drain	2" M	2" M	2" M	DN65
基座 Base	4"-8UN	侧装 (2" M上下布) Side-mounted (2" M top and bottom strainer connector)	4"-8UN	侧装 (DN65上下布) Side-mounted (DN65 top and bottom strainer connector)
中心管 Riser Pipe	1.5"D-GB/1.9"OD		2"D-GB	
适配罐体 Resin Tank	30" ~ 36"	30" ~ 36"	30" ~ 36"	36" ~ 48"
流量 Flow Rate	18 m <sup>3</sup> /h	20 m <sup>3</sup> /h	20 m <sup>3</sup> /h	30 m <sup>3</sup> /h
RS-485端口 RS-485 port	可定制 Customizable	可定制 Customizable	可定制 Customizable	有 Available

型号 Model			
	53540B(F112B)	53550(F96B)	53570(F153B)
工作流程 Working Process	运行 → 反洗 → 正洗 → 运行 Service → Backwash → Fast Rinse → Service		
进/出水口 Inlet/Outlet	DN65	DN80	DN100法兰 Flange
排水口 Drain	DN65	DN80	DN100法兰 Flange
基座 Base	侧装 (DN80上下布) Side-mounted (DN80 top and bottom strainer connector)	侧装 (DN100上下布) Side-mounted (DN100 top and bottom strainer connector)	/
中心管 Riser Pipe			侧装 (DN100法兰上下布) Side-mounted (DN100 flange, top & bottom strainers)
适配罐体 Resin Tank	36" ~ 48"	36" ~ 60"	40" ~ 60"
流量 Flow Rate	40 m <sup>3</sup> /h	50 m <sup>3</sup> /h	70 m <sup>3</sup> /h
RS-485端口 RS-485 port	有 Available	有 Available	有 Available

新品 NEW

# 单罐自动软化阀 (LED显示)

Automatic Softener Valve With Single Tank(LED Display)



63604 (F63C3)



63610 (F74A3)

70 m<sup>3</sup>/h



陶瓷端面密封

Special ceramic hermetic head face structure

创新双阀芯结构

Innovative dual valve core structure



63670(F153A3)

发明专利申请号Patent Application No.: 202510719765.9

实用新型专利申请号Patent Application No.: 202521110507.2

## 结构性能特点 Structure Features

- 停电数据保护 (3天)
- 可选时间型或流量型
- 时间型有按天计和按小时计两种
- 流量型再生模式分延滞型 (A-01)、即时型 (A-02)、智能延滞型 (A-03)、智能即时型 (A-04) 4种
- 再生可选无硬水旁通或有硬水旁通
- 可选顺流再生或逆流再生
- 带信号输出、远程控制、互锁、泄压等端口
- 可定制RS-485通信功能
- F77A、F95A、F111A、F147A、F153A为双阀芯结构
- F112、F96为活塞式结构

- LED display, date saved after power off (3 days)
- Time type or meter type is for optional
- Start rising by days or hours
- Time clock regeneration option: by days or by hours
- Meter valve regeneration option:  
Meter Delayed (A-01), Meter Immediate (A-02), Intelligent Meter Delayed (A-03), Intelligent Meter Immediate (A-04).
- No hard water bypass or hard water bypass in regeneration is optional
- Down-flow regeneration or Up-flow regeneration is optional
- With RS-485 port is optional
- F77A, F95A, F111A, F147A, F153A are dual valve core structure
- F112A, F96A are piston structure

## 顺流再生软化阀

Down-flow Regeneration Softener Valve

型号 Model			
	63602(F65B3)	63602B(F65G3)	63603(F117A3)
工作流程 Working Process	运行→反洗→吸盐慢洗→盐箱补水→正洗→运行 Service→Backwash→Brine & Slow Rinse→Brine Refill→Fast Rinse→Service		
进/出水口 Inlet/Outlet	3/4"F	3/4"F	3/4"F
排水口 Drain	1/2"M	1/2"M	3/4"M
基座 Base	2.5"-8NPSM	2.5"-8NPSM	2.5"-8NPSM
中心管 Riser Pipe	1.05"OD	1.05"OD	1.05"OD
吸盐口 Brine Tank Connector	3/8"M	3/8"M	3/8"M
适配罐体 Resin Tank	6"~12"	6"~12"	6"~14"
流量 Flow Rate	2 m <sup>3</sup> /h	2 m <sup>3</sup> /h	3 m <sup>3</sup> /h
再生方式 Regeneration Mode	顺流 DF	顺流 DF	顺流 DF
RS-485端口 RS-485 port	无 Not available		

型号 Model			
	63604S(F63B3)	63604(F63C3)	63604B(F63G3)
工作流程 Working Process	运行→反洗→吸盐慢洗→盐箱补水→正洗→运行 Service→Backwash→Brine & Slow Rinse→Brine Refill→Fast Rinse→Service		
进/出水口 Inlet/Outlet	1"M	1"M	1"M
排水口 Drain	1/2"M	1/2"M	1/2"M
基座 Base	2.5"-8NPSM	2.5"-8NPSM	2.5"-8NPSM
中心管 Riser Pipe	1.05"OD	1.05"OD	1.05"OD
吸盐口 Brine Tank Connector	3/8"M	3/8"M	3/8"M
适配罐体 Resin Tank	6"~18"	6"~18"	6"~18"
流量 Flow Rate	4 m <sup>3</sup> /h	4 m <sup>3</sup> /h	4 m <sup>3</sup> /h
再生方式 Regeneration Mode	顺流 DF	顺流 DF	顺流 DF
RS-485端口 RS-485 port	无 Not available		

型号 Model			 专利号: US10364903B2 (美国) Patent No. EP3104052 (欧洲)
	<b>63604C(F6313)</b>	<b>63605(F116A3)</b>	<b>63605E(F130A3)</b>
工作流程 Working Process	运行→反洗→吸盐慢洗→盐箱补水→正洗→运行 Service→Backwash→Brine & Slow Rinse→Brine Refill→Fast Rinse→Service		
进/出水口 Inlet/Outlet	1" M	1" M	1" M
排水口 Drain	1/2" M	3/4" M	3/4" M
基座 Base	2.5"-8NPSM	2.5"-8NPSM	2.5"-8NPSM
中心管 Riser Pipe	1.05" OD	1.05" OD	1" D-GB
吸盐口 Brine Tank Connector	3/8" M	3/8" M	3/8" M
适配罐体 Resin Tank	6" ~ 18"	10" ~ 18"	10" ~ 24"
流量 Flow Rate	4 m <sup>3</sup> /h	5 m <sup>3</sup> /h	5 m <sup>3</sup> /h
再生方式 Regeneration Mode	顺流再生 DF	顺流再生 DF	顺流再生 DF
RS-485端口 RS-485 port		无 Not available	

型号 Model			
	<b>63605E(F116E3)</b>	<b>63608(F133A3)</b>	<b>63610(F74A3)</b>
工作流程 Working Process	运行→反洗→吸盐慢洗→盐箱补水→正洗→运行 Service→Backwash→Brine & Slow Rinse→Brine Refill→Fast Rinse→Service		
进/出水口 Inlet/Outlet	1" M	1.5" M	2" M
排水口 Drain	3/4" M	3/4" M	1" M
基座 Base	2.5"-8NPSM	4"-8UN	4"-8UN
中心管 Riser Pipe	1.05" OD	1.5" D-GB/1.9" OD	1.5" D-GB/1.9" OD
吸盐口 Brine Tank Connector	3/8" M	1/2" M	1/2" M
适配罐体 Resin Tank	10" ~ 18"	20" ~ 30"	20" ~ 30"
流量 Flow Rate	5 m <sup>3</sup> /h	8 m <sup>3</sup> /h	10 m <sup>3</sup> /h
再生方式 Regeneration Mode	顺流再生 DF	顺流再生 DF	顺流再生 DF
RS-485端口 RS-485 port	无 Not available	有 Available	可定制 Customizable

型号 Model			
	<b>63610B(F74B3)</b>	<b>63615(F99A3)</b>	<b>63618(F77A3)</b>
工作流程 Working Process	运行→反洗→吸盐慢洗→正洗→盐箱补水→运行 Service→Backwash→Brine & Slow Rinse→Fast Rinse→Brine Refill→Service		
进/出水口 Inlet/Outlet	2" M	2" M	2" M
排水口 Drain	1" M	1.5" M	1.5" M
基座 Base	4"-8UN	4"-8UN	4"-8UN
中心管 Riser Pipe	1.5"D-GB/1.9"OD	1.5"D-GB/1.9"OD	1.5"D-GB/1.9"OD
吸盐口 Brine Tank Connector	1/2" M	3/4" M	3/4" M
适配罐体 Resin Tank	20"~30"	30"~42"	30"~42"
流量 Flow Rate	10 m <sup>3</sup> /h	15 m <sup>3</sup> /h	18 m <sup>3</sup> /h
再生方式 Regeneration Mode	顺流再生 DF	顺流再生 DF	顺流再生 DF
RS-485端口 RS-485 port	可定制 Customizable	有 Available	可定制 Customizable

型号 Model			
	<b>63620(F95A3)</b>	<b>63620T(F111A3)</b>	<b>63630(F147A3)</b>
工作流程 Working Process	运行→反洗→吸盐慢洗→正洗→盐箱补水→运行 Service→Backwash→Brine & Slow Rinse→Fast Rinse→Brine Refill→Service		
进/出水口 Inlet/Outlet	2" M	2" M	DN65
排水口 Drain	1.5" M	1.5" M	2" M
基座 Base	侧装 (DN50上下布) Side-mounted (DN50 top and bottom strainer connector)	4"-8UN	侧装 (DN65上下布) Side-mounted (DN50 top and bottom strainer connector)
中心管 Riser Pipe		2"D-GB	
吸盐口 Brine Tank Connector	3/4" M	3/4" M	3/4" M
适配罐体 Resin Tank	36"~48"	36"~48"	36"~48"
流量 Flow Rate	20 m <sup>3</sup> /h	20 m <sup>3</sup> /h	30 m <sup>3</sup> /h
再生方式 Regeneration Mode	顺流再生 DF	顺流再生 DF	顺流再生 DF
RS-485端口 RS-485 port	可定制 Customizable	可定制 Customizable	有 Available

型号 Model			
	<b>63640(F112A3)</b>	<b>63650(F96A3)</b>	<b>63670(F153A3)</b>
工作流程 Working Process	运行→反洗→吸盐慢洗→正洗→盐箱补水→运行 Service→Backwash→Brine & Slow Rinse→Fast Rinse→Brine Refill→Service		
进/出水口 Inlet/Outlet	DN65	DN80	DN100法兰 Flange
排水口 Drain	DN65	DN80	DN100法兰 Flange
基座 Base	侧装 (DN80上下布) Side-mounted (DN50 top and bottom strainer connector)	侧装 (DN100上下布) Side-mounted (DN100 top and bottom strainer connector)	/
中心管 Riser Pipe			侧装 (DN100法兰上下布) Side-mounted (DN100 flange, top & bottom strainers)
吸盐口 Brine Tank Connector	3/4"M	3/4"M	1"F
适配罐体 Resin Tank	48"~60"	60"~72"	60"~79"
流量 Flow Rate	40 m <sup>3</sup> /h	50 m <sup>3</sup> /h	70 m <sup>3</sup> /h
再生方式 Regeneration Mode	顺流再生 DF	顺流再生 DF	顺流再生 DF
RS-485端口 RS-485 port	有 Available		有 Available

**逆流再生软化阀** Up-flow regeneration softener valve

型号 Model			
	<b>73602(F69A3)</b>	<b>73602B(F69G3)</b>	<b>73604S(F68A3)</b>
工作流程 Working Process	运行→反洗→吸盐慢洗→盐箱补水→正洗→运行 Service→Backwash→Brine & Slow Rinse→Brine Refill→Fast Rinse→Service		
进/出水口 Inlet/Outlet	3/4"F	3/4"F	1"M
排水口 Drain	1/2"M	1/2"M	1/2"M
基座 Base	2.5"-8NPSM	2.5"-8NPSM	2.5"-8NPSM
中心管 Riser Pipe	1.05"OD	1.05"OD	1.05"OD
吸盐口 Brine Tank Connector	3/8"M	3/8"M	3/8"M
适配罐体 Resin Tank	6"~12"	6"~12"	6"~18"
流量 Flow Rate	2 m <sup>3</sup> /h	2 m <sup>3</sup> /h	4 m <sup>3</sup> /h
再生方式 Regeneration Mode	逆流再生 UF	逆流再生 UF	逆流再生 UF
RS-485端口 RS-485 port	无 Not available		

型号 Model			 专利号: US10364903B2 (美国) Patent No. EP3104052 (欧洲)
	<b>73604(F68C3)</b>	<b>73604B (F68G3)</b>	<b>73605(F92A3)</b>
工作流程 Working Process	运行→反洗→吸盐慢洗→盐箱补水→正洗→运行 Service → Backwash → Brine & Slow Rinse → Brine Refill → Fast Rinse → Service		
进/出水口 Inlet/Outlet	1" M	1" M	1" M
排水口 Drain	1/2" M	1/2" M	3/4" M
基座 Base	2.5"-8NPSM	2.5"-8NPSM	2.5"-8NPSM
中心管 Riser Pipe	1.05" OD	1.05" OD	1" D-GB
吸盐口 Brine Tank Connector	3/8" M	3/8" M	3/8" M
适配罐体 Resin Tank	6" ~ 18"	6" ~ 18"	10" ~ 24"
流量 Flow Rate	4 m <sup>3</sup> /h	4 m <sup>3</sup> /h	5 m <sup>3</sup> /h
再生方式 Regeneration Mode	逆流再生 UF	逆流再生 UF	逆流再生 UF
RS-485端口 RS-485 port		无 Not available	

型号 Model			
	<b>73615(F99D3)</b>	<b>73620(F95D3)</b>	<b>73630(F147D3)</b>
工作流程 Working Process	运行→反洗→吸盐慢洗→盐箱补水→正洗→运行 Service → Backwash → Brine & Slow Rinse → Brine Refill → Fast Rinse → Service		
进/出水口 Inlet/Outlet	2" M	2" M	DN65
排水口 Drain	1.5" M	1.5" M	2" M
基座 Base	4"-8UN	侧装 (DN50上下布) Side-mounted (DN50 top and bottom strainer connector)	侧装 (DN65上下布) Side-mounted (DN65 top and bottom strainer connector)
中心管 Riser Pipe	1.5" D-GB/1.9" OD		
吸盐口 Brine Tank Connector	3/4" M	3/4" M	3/4" M
适配罐体 Resin Tank	30" ~ 42"	36" ~ 48"	36" ~ 48"
流量 Flow Rate	15 m <sup>3</sup> /h	20 m <sup>3</sup> /h	30 m <sup>3</sup> /h
再生方式 Regeneration Mode	逆流再生 UF	逆流再生 UF	逆流再生 UF
RS-485端口 RS-485 port	有 Available	可定制 Customizable	有 Available

# 数码管显示控制阀 ( P系列 )

## P Series Control Valve



54502 (F71P)



74504 (F68P)

### 结构性能特点 Structure Features





- 采用光耦定位
- 数码管+12颗指示灯显示
- 无泄压和远程控制端口
- 可定制RS-485通信功能
- Be located by optocoupler
- Digital tube and 12 indicator lights display
- No pressure relief and remote handling connector
- With RS-485 port optional

### 适用场合 Applications

家用软水系统或过滤系统  
锅炉给水软化系统、离子交换设备

Residential Softener or Filter system.  
Boiler Softener, Ion-Exchange Equipment.

型号 Model				
	54502(F71P)	54502-B(F71P-B)	54504(F67P)	54504-B(F67P-B)
工作流程 Working Process	运行 → 反洗 → 正洗 → 运行 Service → Backwash → Fast Rinse → Service			
进/出水口 Inlet/Outlet	3/4"M	3/4"M	1"F	1"F
排水口 Drain	3/4"M	3/4"M	1"F	1"F
基座 Base	2.5"-8NPSM	2.5"-8NPSM	2.5"-8NPSM	2.5"-8NPSM
中心管 Riser Pipe	1.05"OD	1.05"OD	1.05"OD	1.05"OD
适配罐体 Resin Tank	6" ~ 10"	6" ~ 10"	6" ~ 16"	6" ~ 16"
流量 Flow Rate	2 m <sup>3</sup> /h	2 m <sup>3</sup> /h	4 m <sup>3</sup> /h	4 m <sup>3</sup> /h
RS-485端口 RS-485 port	无 Not available	有 Available	无 Not available	有 Available

型号 Model				
	64602(F65P)	64604(F63P)	74602(F69P)	74604(F68P)
工作流程 Working Process	运行→反洗→吸盐慢洗→盐箱补水→正洗→运行 Service→Backwash→Brine & Slow Rinse→Brine Refill→Fast Rinse→Service			
进/出水口 Inlet/Outlet	3/4"F	1"M	3/4"F	1"M
排水口 Drain	1/2"M	1/2"M	1/2"M	1/2"M
基座 Base	2.5"-8NPSM	2.5"-8NPSM	2.5"-8NPSM	2.5"-8NPSM
中心管 Riser Pipe	1.05"OD	1.05"OD	1.05"OD	1.05"OD
吸盐口 Brine Tank Connector	3/8"M	3/8"M	3/8"M	3/8"M
适配罐体 Resin Tank	6"~12"	6"~18"	6"~12"	6"~18"
流量 Flow Rate	2 m <sup>3</sup> /h	4 m <sup>3</sup> /h	2 m <sup>3</sup> /h	4 m <sup>3</sup> /h
再生方式 Regeneration Mode	顺流再生 DF	顺流再生 DF	逆流再生 UF	逆流再生 UF
RS-485端口 RS-485 port	可定制 Customizable			

## 数码管显示控制阀 ( Q系列 )

### Q Series Control Valve



55502 (F71Q)



65503 (F117Q)

#### 结构性能特点 Structure Features

- 采用光耦定位
- 主控板与显示板高度集成
- 数码管+2颗指示灯显示
- 防尘罩、控制盒卡扣连接
- Be located by optocoupler
- Highly integrated main board and display board on one board
- Digital tube and 2 indicator lights display
- Dust cover and control box adopting clip connection

#### 适用场合 Applications

家用软水系统或过滤系统  
锅炉给水软化系统、离子交换设备

Residential Softener or Filter system.  
Boiler Softener, Ion-Exchange Equipment.

型号 Model					
	55502(F71Q)	55503(F156Q)	55504(F67Q)	55506(F157Q)	55510(F75Q)
工作流程 Working Process	运行 → 反洗 → 正洗 → 运行 Service → Backwash → Fast Rinse → Service				
进/出水口 Inlet/Outlet	3/4"M	3/4"M	1"F	1"F	2"M
排水口 Drain	3/4"M	3/4"M	1"F	1"F	2"M
基座 Base	2.5"-8NPSM	2.5"-8NPSM	2.5"-8NPSM	2.5"-8NPSM	4"-8UN
中心管 Riser Pipe	1.05"OD	1.05"OD	1.05"OD	1"D-GB	1.5"D-GB/1.9"OD
吸盐口 Brine Tank Connector	/	/	/	/	/
适配罐体 Resin Tank	6"~10"	6"~12"	6"~18"	6"~16"	16"~24"
流量 Flow Rate	2 m <sup>3</sup> /h	3 m <sup>3</sup> /h	4 m <sup>3</sup> /h	6 m <sup>3</sup> /h	10 m <sup>3</sup> /h
再生方式 Regeneration Mode	/	/	/	/	/
RS-485端口 RS-485 port	无 Not available				

型号 Model					
	65605(F116Q)	65603(F117Q)	65610(F74Q)	75604(F68Q)	75602(F69Q)
工作流程 Working Process	运行 → 反洗 → 吸盐慢洗 → 盐箱补水 → 正洗 → 运行 Service → Backwash → Brine & Slow Rinse → Brine Refill → Fast Rinse → Service				
进/出水口 Inlet/Outlet	1"M	3/4"M	2"M	1"M	3/4"F
排水口 Drain	3/4"M	3/4"M	1"M	3/4"M	3/4"M
基座 Base	2.5"-8NPSM	2.5"-8NPSM	4"-8UN	2.5"-8NPSM	2.5"-8NPSM
中心管 Riser Pipe	1.05"OD	1.05"OD	1.5"D-GB/1.9"OD	1.05"OD	1.05"OD
吸盐口 Brine Tank Connector	3/8"M	3/8"M	1/2"M	3/8"M	3/8"M
适配罐体 Resin Tank	10"~18"	6"~14"	20"~30"	6"~18"	6"~12"
流量 Flow Rate	5 m <sup>3</sup> /h	3 m <sup>3</sup> /h	10 m <sup>3</sup> /h	4 m <sup>3</sup> /h	2 m <sup>3</sup> /h
再生方式 Regeneration Mode	顺流再生 DF	顺流再生 DF	顺流再生 DF	逆流再生 UF	逆流再生 UF
RS-485端口 RS-485 port	无 Not available				

## 7m<sup>3</sup>/h过滤/软化两用控制阀 F143

F143 Control Valve Combined With Filtration And Softening(7m<sup>3</sup>/h)

发明专利号 ( Patent No. ) : ZL202010452209.7

- 专利双定片结构控制阀
- 过滤/软化灵活应用
- 顺流再生
- 0.1MPa压差下, 软化流量7m<sup>3</sup>/h, 过滤反洗流量7m<sup>3</sup>/h
- 可用于臭氧除铁锰设备
- Patented double fixed disks structure control valve
- Flexible application of filtration/softening
- Down-flow regeneration
- Under 0.1MPa pressure drop, the flow rate at softening is 7m<sup>3</sup>/h, the flow rate at filtering or backwash is 7m<sup>3</sup>/h
- It is useful for ozone, iron and manganese removal device



12507 (F143)

型号 Model	进水口 Inlet	出水口 Outlet	排水口 Drain	吸盐口 Brine Tank Connector	基座 Base	中心管 Riser Pipe	再生方式 Regeneration Mode	产水量 Water capacity m <sup>3</sup> /h	控制方式 Control Way
12507(F143)	NPT 1.25"M			G1/2	2.5"-8NPSM	1"D- GB	顺流再生 DF	7	时间/流量型 Time Type/Meter Type

## 双罐串联多功能控制阀 F142

F142 Control Valve for Achieving One Valve on Duplex Tanks and Working in Series

专利号 ( Patent No. ) : ZL202022865712.3



13504 (F142A1)

1  
**净化+软化  
串联系统**

Filter + softening duplex tanks system works in series

2  
**软化+软化  
串联系统**

Softening + softening duplex tanks system works in series

3  
**臭氧+过滤  
串联系统**

Ozone + filter duplex tanks system works in series

4  
**3罐或3罐+  
串联系统**

Three or more tanks can be realized in series

型号 Model	13504(F142A1)	13604(F142A3)	13504(F142B1)	13604(F142B3)
进/出水口 Inlet/Outlet	G1	G1	G1	G1
排水口 Drain	NPT3/4	NPT3/4	NPT3/4	NPT3/4
基座 Base	2.5"-8NPSM	2.5"-8NPSM	2.5"-8NPSM	2.5"-8NPSM
中心管 Riser Pipe	1"D- GB	1"D- GB	1"D- GB	1"D- GB
吸盐口 Brine Tank Connector	G3/8	G3/8	G3/8	G3/8
适配罐体 Resin Tank	6"~10"	6"~10"	6"~10"	6"~10"
流量 Flow Rate	4 m <sup>3</sup> /h	4 m <sup>3</sup> /h	4 m <sup>3</sup> /h	4 m <sup>3</sup> /h
再生方式 Regeneration Mode	顺流吸盐DF	顺流吸盐DF	顺流吸气DF	顺流吸气DF

## 连续供水用控制阀（单阀双罐）

Continuous Water Supply Softener Valve (One valve with two tanks)

### 一用一备软水系统选型表（单阀双罐）

Selection guide of one in service one standby softener system (One valve with two tanks)

流量 Flow Rate	配置 Product Configuration	备注 Notes
3.5m <sup>3</sup> /h	17603(F73)	顶装 Top-mounted
6m <sup>3</sup> /h	17606T(F137)	
10m <sup>3</sup> /h	17610T(F135)	
6m <sup>3</sup> /h	17606(F98A)	侧装 Side-mounted
10m <sup>3</sup> /h	17610(F88A)	



17603 (F73)



17610 (F88A)

#### 结构性能特点 Structure Features

- LED显示
  - 双阀芯结构，一组控制罐体切换，另一组控制再生
  - 换罐前正洗，确保出水合格
  - 可选顶装或侧装连接
  - 可选顺流或逆流再生
  - 可定制RS-485通信功能
- LED display
  - Dual valve core structure, one is for tanks switching and the other is for regeneration
  - Perform fast rinse before tank switching to ensure effluent quality meets standards
  - Top mounted or side-mounted is optional
  - Down flow or up flow is optional
  - With RS-485 port is optional

#### 适用场合 Applications

适用于要求连续供应软化水的场合

The place which needs continuous soft water supply

型号 Model	 <p>专利号(Patent No.): ZL.202222346897.6</p>		
	17603(F73)	17606T(F137)	17610T(F135A)
工作流程 Working Process	运行→反洗→吸盐慢洗→盐箱补水→正洗→运行 Service → Backwash → Brine & Slow Rinse → Brine Refill → Fast Rinse → Service		
进/出水口 Inlet/Outlet	1" M	1" M	1.5" M
排水口 Drain	1/2" M	3/4" M	3/4" M
基座 Base	2.5"-8NPSM	4"-8UN	4"-8UN
中心管 Riser Pipe	1.05" OD	1"D-GB (外径32mm OD 32mm)	1.5"D-GB or 1.9" OD
吸盐口 Brine Tank Connector	3/8" M	1/2" M	1/2" M
适配罐体 Resin Tank	12" ~ 14"	16" ~ 24"	20" ~ 30"
流量 Flow Rate	3.5 m <sup>3</sup> /h	6 m <sup>3</sup> /h	10 m <sup>3</sup> /h
再生方式 Regeneration Mode	顺逆流再生 DF/UF	顺流再生 DF	顺流再生 DF
RS-485端口 RS-485 port	可定制 Customizable	可定制 Customizable	可定制 Customizable

型号 Model		
	17606(F98A)	17610(F88A)
工作流程 Working Process	运行→反洗→吸盐慢洗→盐箱补水→正洗→运行 Service → Backwash → Brine & Slow Rinse → Brine Refill → Fast Rinse → Service	
进/出水口 Inlet/Outlet	1" M	1.5" M
排水口 Drain	3/4" M	1" M
基座 Base	侧装 (1" M 上下布) Side-mounted	侧装 (1.5" M 上下布) Side-mounted
中心管 Riser Pipe	(1" M top and bottom strainer connector)	(1.5" M top and bottom strainer connector)
吸盐口 Brine Tank Connector	1/2" M	1/2" M
适配罐体 Resin Tank	20" ~ 24"	20" ~ 30"
流量 Flow Rate	6 m <sup>3</sup> /h	10 m <sup>3</sup> /h
再生方式 Regeneration Mode	逆流再生 UF	逆流再生 UF
RS-485端口 RS-485 port	可定制 Customizable	可定制 Customizable

# 连续供水用控制阀(双阀双罐)

## Continuous Water Supply Softener Valve (Two valves with two tanks)

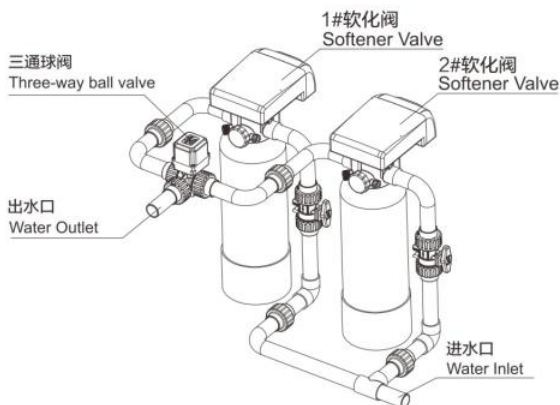
### 一用一备软水系统选型表 (双阀双罐)

Selection guide of one in service one standby softener system(Two valves with two tanks)

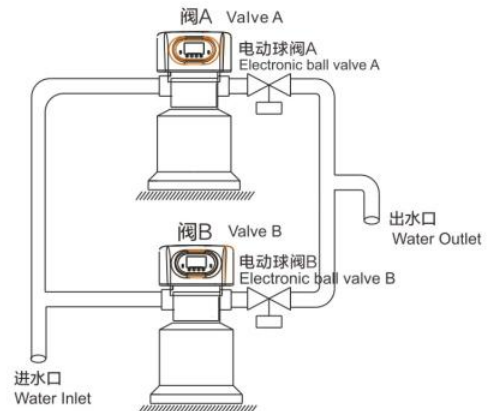
流量 Flow Rate	配置 Product Configuration	程序设置 Control Valve Setting	备注 Notes
2 m <sup>3</sup> /h	F65/F117+DN20三通球阀 (L型) F65/F117+DN20 Three-way ball valve (L type)	A-02	
4 m <sup>3</sup> /h	F63/F116+DN25三通球阀 (L型) F63/F116+DN25 Three-way ball valve (L type)	b-01	
5-6 m <sup>3</sup> /h	F92A3/F130A3+DN25三通球阀(4芯插头) F92A3/F130A3+DN25 Three-way ball valve (four-pin plug)	A-02 C-02	
8 m <sup>3</sup> /h	F133+DN40三通球阀 F133+DN40 Three-way ball valve	A-02 b-01	
10 m <sup>3</sup> /h	F74+电动三通阀F80 F74+ Electronic three-way valve F80		
15 m <sup>3</sup> /h	F99+电动三通阀F80 F99+ Electronic three-way valve F80		
20 m <sup>3</sup> /h	F95+电动三通阀F80 F95+ Electronic three-way valve F80	A-02 b-01	侧装 Side-mounted
	F111+电动三通阀F80 F111+ Electronic three-way valve F80		顶装 Top-mounted
30 m <sup>3</sup> /h	F147+DN65三通球阀 (L型) F147+DN65 Three-way ball valve (L type)		
40 m <sup>3</sup> /h	F112A5		
50 m <sup>3</sup> /h	F96A5	A-02 C-02	侧装 Side-mounted
70 m <sup>3</sup> /h	F153A5		

备注: 还可选择流量型控制阀、直通球阀和F91B控制器组成2-20m<sup>3</sup>/h的一用一备软水系统

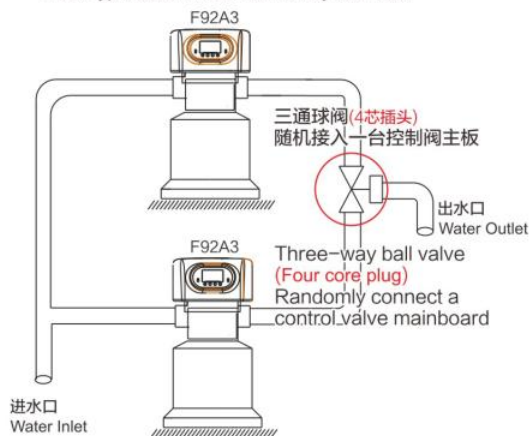
Note: Flow meter type control valves, straight-way ball valves, and F91B controllers can also be selected to form a 2-20m<sup>3</sup>/h one in service one standby softener system



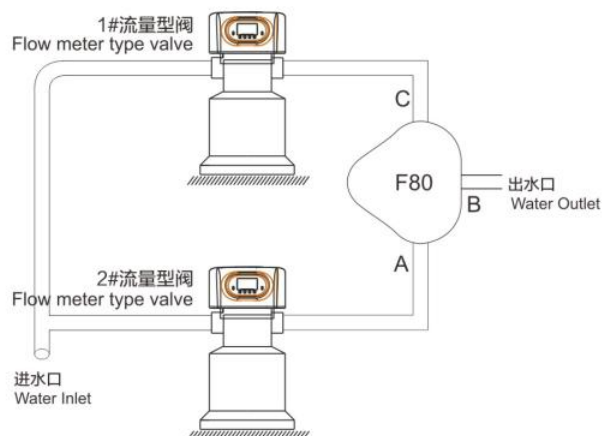
流量型控制+三通球阀一用一备软水系统  
A one in service one standby softener system formed by flow meter type control valve+three-way ball valve



流量型控制阀+直通球阀+F91B控制阀一用一备软水系统  
A one in service one standby softener system formed by flow meter type control valve+straight-way ball valve+F91B control valve



F92A3/F130A3+三通球阀一用一备软水系统  
A one in service one standby softener system formed by F92A3/F130A3+three-way ball valve



2"进出水口控制阀+F80一用一备软水系统  
A one in service one standby softener system formed by 2" inlet and outlet control valve+F80

## 连续供水用控制阀(双阀双罐)

Continuous Water Supply Softener Valve (Two valves with two tanks)

### 40-50 m<sup>3</sup>/h一用一备软水系统

One in Service One Standby Softening System (40-50m<sup>3</sup>/h)

- 两台F112A5/F96A5互锁连接
- 程序设置A-02/C-02
- Two F112A5/F96A5 are interlocked
- Two F112A5/F96A5 set A-02/C-02



### 70 m<sup>3</sup>/h一用一备软水系统

One in Service One Standby Softening System (70m<sup>3</sup>/h)

- 两台F153A5互锁连接
- 程序设置A-02/C-02
- Two F153A5 are interlocked
- Two F153A5 set A-02/C-02

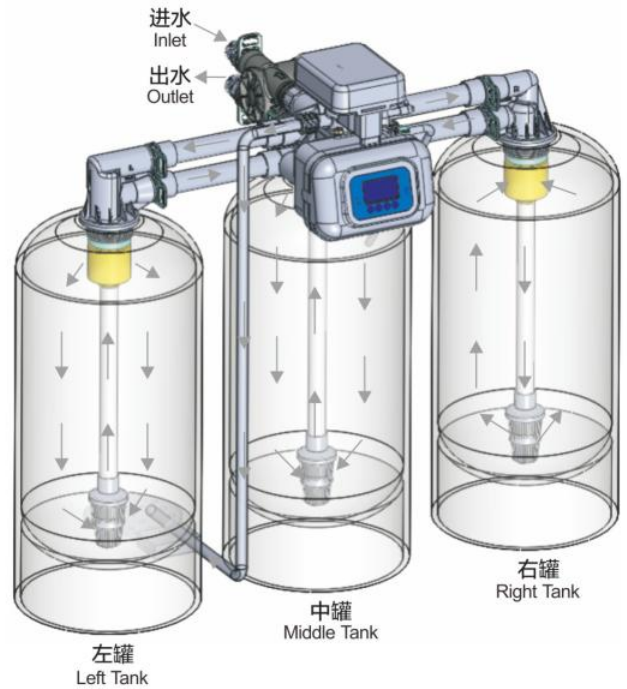


# 连续供水用控制阀(一阀三罐)

One valve on Duplex Tanks for Water Treatment System (One valve controls three tanks)

## 结构性能特点 Structure Features



- 一阀控制三罐，两罐串联运行，另一罐再生或备用
  - 24小时连续不间断供水
  - 可处理16mmol/L硬度水质
  - 可选原水或软水再生
  - 可选顺流或逆流再生
  - 带反冲洗功能，可解决浮动床不能用于高浊度水质的问题
- One valve controls three tanks, two tanks supply softened water in series, the other tank standby
  - Supply softened water continuously for 24 hours
  - Can treat water with a hardness of 16mmol/L
  - Raw water or soft water regeneration is optional
  - Down flow or up flow is optional
  - With backwash function, which could be used in high turbidity application which floating bed system cannot be used



## 适用场合 Applications

高硬度水质(16 mmol/L)连续供水场合

Treat high hardness water (16mmol/L) and continuous water supplying application

型号 Model		
	18604A(F118A)/18604B(F118B)	18601B(F120B)
工作流程 Working Process	运行→反洗→吸盐慢洗→盐箱补水→正洗→运行 Service→Backwash→Brine & Slow Rinse→Brine Refill→Fast Rinse→Service	
进/出水口 Inlet/Outlet	G1	G3/4
排水口 Drain	NPT3/4	NPT3/4
基座 Base	3×2.5"-8NPSM	3×2.5"-8NPSM
中心管 Riser Pipe	3×1.05"OD	3×1.05"OD
吸盐口 Brine Tank Connector	G3/8	G3/8
适配罐体 Resin Tank	10"~18"	10"~12"
流量 Flow Rate	4 m <sup>3</sup> /h	1.5 m <sup>3</sup> /h
再生方式 Regeneration Mode	原水再生Raw water regeneration ( F118A) 软水再生Soft water regeneration ( F118B)	软水再生 Soft water regeneration
RS-485端口 RS-485 port	无 Not available	

# 浮动床用控制阀

## Control Valve for Floating Bed Water Treatment Systems



93606 (F98C)



93610 (F88C)

### 结构性能特点 Structure Features

- 采用逆流运行工艺
- 处理6.5mmol/L以上、15mmol/L以下硬度水质
- 可选单阀单罐或一阀双罐
- 可选硬水或软水再生
- Adopting up flow regeneration process
- Treat water with a hardness of higher 6.5mmol/L and below 15mmol/L
- One valve control one tank or one valve control two tanks are optional
- Raw water or soft water regeneration is optional

### 适用场合 Applications

原水硬度小于15mmol/L等高硬度水处理的场合

High hardness (less than 15mmol/L) water treatment applications.

型号 Model				
	93604(F83A)	91215(F77CS)	93620(F95C)	91240(F112CS)
工作流程 Working Process	运行 → 落床 → 吸盐慢洗 → 正洗 → 盐箱补水 → 运行 Service → Settling bed → Brine & Slow Rinse → Fast Rinse → Brine Refill → Service			
进/出水口 Inlet/Outlet	1"M	2"M	2"M	DN65
排水口 Drain	1/2"M	1.5"M	1.5"M	DN65
基座 Base	2.5"-8NPSM	4"-8UN	侧装(2"M上下布) Side-mounted (2"M top and bottom strainer connector)	侧装(DN80上下布) Side-mounted (DN80 top and bottom strainer connector)
中心管 Riser Pipe	1.05"OD	1.5"D-GB/1.9"OD		
吸盐口 Brine Tank Connector	3/8"M	3/4"M	3/4"M	3/4"M
适配罐体 Resin Tank	6"~14"	24"~30"	30"~36"	36"~48"
流量 Flow Rate	4 m <sup>3</sup> /h	15 m <sup>3</sup> /h	20 m <sup>3</sup> /h	40 m <sup>3</sup> /h
再生方式 Regeneration Mode	原水再生 Raw water regeneration	原水再生 Raw water regeneration	软水再生 Regeneration with soft water	原水再生 Raw water regeneration
RS-485端口 RS-485 port	无 Not available		可定制 Customizable	无 Not available

<p>型号 Model</p>			
	93640(F112C)	93606(F98C)	93610(F88C)
<p>工作流程 Working Process</p>	<p>运行 → 落床 → 吸盐慢洗 → 正洗 → 盐箱补水 → 运行 Service → Settling bed → Brine &amp; Slow Rinse → Fast Rinse → Brine Refill → Service</p>		
<p>进/出水口 Inlet/Outlet</p>	DN65	1"M	1.5"M
<p>排水口 Drain</p>	DN65	3/4"M	1"M
<p>基座 Base</p>	侧装 (DN80上下布) Side-mounted	侧装 (1"M上下布) Side-mounted	侧装 (1.5"M上下布) Side-mounted
<p>中心管 Riser Pipe</p>	(DN80 top and bottom strainer connector)	(1"M top and bottom strainer connector)	(1.5"M top and bottom strainer connector)
<p>吸盐口 Brine Tank Connector</p>	3/4"M	1/2"M	1/2"M
<p>适配罐体 Resin Tank</p>	36" ~ 48"	18"	18" ~ 21"
<p>流量 Flow Rate</p>	40 m <sup>3</sup> /h	6 m <sup>3</sup> /h	10 m <sup>3</sup> /h
<p>再生方式 Regeneration Mode</p>	软水再生 Regeneration with soft water	软水再生 Regeneration with soft water	软水再生 Regeneration with soft water
<p>RS-485端口 RS-485 port</p>	有 Available	可定制 Customizable	

# 带RS-485通信端口控制阀型号汇总

Summary of Control Valve Models with RS-485 Communication Port

序号 No.	流量 Flowrate	型号 Model	备注 Remark
1	8-15 m <sup>3</sup> /h	F134A、F133A、F99系列 Series	标配 Available
2	30 m <sup>3</sup> /h	F147系列 Series	标配 Available
3	40-50 m <sup>3</sup> /h	F112系列、F96系列 Series	标配 Available
4	70 m <sup>3</sup> /h	F153系列 Series	标配 Available
5	2-4 m <sup>3</sup> /h	P系列 Series	可定制 Customizable
6	3.5-10m <sup>3</sup> /h 连续供水用控制阀 Continuous water supply softener valve	F73、F135、F137、F98A、F88A	可定制 Customizable
7	18-20m <sup>3</sup> /h	F77系列 Series、F95系列 Series、 F111系列 Series	可定制 Customizable
8	/	F84在线检测出水硬度装置 Online monitoring device	标配 Available
9	12-37m <sup>3</sup> /h 泳池过滤阀 Swimming pool filter valve	F138C、F139A、F139B、 F139C、F152B-1、F152C	标配 Available

# 家用过滤阀、软化阀

## Residential Filter valve and Softener Valve

型号 Model				
	52502(F71D)	52504(F67D)	52504E(F67K)	56603M(F67M)
工作流程 Working Process	运行 → 反洗 → 正洗 → 运行 Service → Backwash → Fast Rinse → Service			
进/出水口 Inlet/Outlet	3/4"M	1"M	1"M	3/4"M
排水口 Drain	3/4"M	1"M	1"M	3/4"M
基座 Base	2.5"-8NPSM	2.5"-8NPSM	2.5"-8NPSM	2.5"-8NPSM
中心管 Riser Pipe	1.05"OD	1.05"OD	1.05"OD	1.05"OD
适配罐体 Resin Tank	6"~10"	6"~12"	6"~12"	6"~10"
流量 Flow Rate	2 m <sup>3</sup> /h	4 m <sup>3</sup> /h	4 m <sup>3</sup> /h	3 m <sup>3</sup> /h

型号 Model				
	62602(F65D)	62604(F63D)	72604(F68D)	72602(F69D)
工作流程 Working Process	运行 → 反洗 → 吸盐慢洗 → 盐箱补水 → 正洗 → 运行 Service → Backwash → Brine & Slow Rinse → Brine Refill → Fast Rinse → Service			
进/出水口 Inlet/Outlet	3/4"F	1"M	1"M	3/4"F
排水口 Drain	1/2"M	1/2"M	1/2"M	1/2"M
基座 Base	2.5"-8NPSM	2.5"-8NPSM	2.5"-8NPSM	2.5"-8NPSM
中心管 Riser Pipe	1.05"OD	1.05"OD	1.05"OD	1.05"OD
吸盐口 Brine Tank Connector	3/8"M	3/8"M	3/8"M	3/8"M
适配罐体 Resin Tank	6"~12"	6"~18"	6"~18"	6"~12"
流量 Flow Rate	2 m <sup>3</sup> /h	4 m <sup>3</sup> /h	4 m <sup>3</sup> /h	2 m <sup>3</sup> /h
再生方式 Regeneration Mode	顺流再生 DF	顺流再生 DF	逆流再生 UF	逆流再生 UF

型号 Model				
	82602(F79A)	82602B(F79B)	82604(F82A)	82604B(F82B)
工作流程 Working Process	运行→反洗→吸盐慢洗→盐箱补水→正洗→运行 Service→Backwash→Brine & Slow Rinse→Brine Refill→Fast Rinse→Service			
进/出水口 Inlet/Outlet	3/4"M	3/4"M	1"M	1"M
排水口 Drain	1/2"M	1/2"M	1/2"M	1/2"M
基座 Base	2.5"-8NPSM	2.5"-8NPSM	2.5"-8NPSM	2.5"-8NPSM
中心管 Riser Pipe	1.05"OD	1.05"OD	1.05"OD	1.05"OD
吸盐口 Brine Tank Connector	3/8"M	3/8"M	3/8"M	3/8"M
适配罐体 Resin Tank	6"~12"	6"~12"	6"~16"	6"~16"
流量 Flow Rate	2 m <sup>3</sup> /h	2 m <sup>3</sup> /h	4 m <sup>3</sup> /h	4 m <sup>3</sup> /h
再生方式 Regeneration Mode	顺逆流再生 DF/UF	再生出原水 Raw water bypass during regeneration	顺逆流再生 DF/UF	再生出原水 Raw water bypass during regeneration

型号 Model				
	82604E(F97A)	82602E(F105A)	82603FD(F136BHW)	72602E(F122A)
工作流程 Working Process	运行→盐箱补水→反洗→吸盐慢洗→正洗→运行 Service→Brine refill→Backwash→Brine & Slow Rinse→Fast Rinse→Service			
进/出水口 Inlet/Outlet	3/4"M	3/4"M	1"M	3/4"F
排水口 Drain	3/4"M	3/4"M	3/4"M	φ 13.8
基座 Base	2.5"-8NPSM	2.5"-8NPSM	2.5"-8NPSM	2.5"-8NPSM
中心管 Riser Pipe	1.05"OD	1.05"OD	1.05"OD	1.05"OD
吸盐口 Brine Tank Connector	3/8"M	3/8"M	3/8"M	3/8"M
适配罐体 Resin Tank	6"~18"	6"~12"	6"~18"	6"~12"
流量 Flow Rate	4 m <sup>3</sup> /h	2 m <sup>3</sup> /h	3 m <sup>3</sup> /h	2 m <sup>3</sup> /h
再生方式 Regeneration Mode	顺逆流再生 DF/UF			逆流再生 UF

型号 Model						
	82602MH(F150AD)	82602NH(F150BD)	82602MD(F150AH)	82602ND(F150BH)	86602MD(F150AHW)	86602ND(F150BHW)
工作流程 Working Process	运行→反洗→吸盐慢洗→盐箱补水→正洗→运行 Service→Backwash→Brine & Slow Rinse→Brine Refill→Fast Rinse→Service					
进/出水口 Inlet/Outlet	3/4" M	3/4" M	3/4" M	3/4" M	3/4" M	3/4" M
排水口 Drain	1/2" M	1/2" M	1/2" M	1/2" M	1/2" M	1/2" M
基座 Base	2.5"-8NPSM	2.5"-8NPSM	2.5"-8NPSM	2.5"-8NPSM	2.5"-8NPSM	2.5"-8NPSM
中心管 Riser Pipe	1.05" OD	1.05" OD	1.05" OD	1.05" OD	1.05" OD	1.05" OD
吸盐口 Brine Tank Connector	3/8" M	3/8" M	3/8" M	3/8" M	3/8" M	3/8" M
适配罐体 Resin Tank	6" ~ 12"	6" ~ 12"	6" ~ 12"	6" ~ 12"	6" ~ 12"	6" ~ 12"
流量 Flow Rate	2 m <sup>3</sup> /h	2 m <sup>3</sup> /h	2 m <sup>3</sup> /h	2 m <sup>3</sup> /h	2 m <sup>3</sup> /h	2 m <sup>3</sup> /h
再生方式 Regeneration Mode	顺/逆流软化 显示板内置 再生不出硬水 Down-flow/up-flow Internal display board No hard water bypass	顺/逆流软化 显示板内置 再生出硬水 Down-flow/up-flow Internal display board With hard water bypass	顺/逆流软化 显示板外置 再生不出硬水 Down-flow/up-flow External display board No hard water bypass	顺/逆流软化 显示板外置 再生出硬水 Down-flow/up-flow External display board With hard water bypass	顺/逆流软化 显示板外置 再生不出硬水 带WIFI Down-flow/up-flow External display board No hard water bypass With WIFI	顺/逆流软化 显示板外置 再生出硬水 带WIFI Down-flow/up-flow External display board With hard water bypass With WIFI

型号 Model						
	82603MH(F163A3)	82603NH(F163B3)	82603MD(F163AH)	82603ND(F163BH)	86603MD(F163AHW)	86603ND(F163BHW)
工作流程 Working Process	运行→反洗→吸盐慢洗→盐箱补水→正洗→运行 Service→Backwash→Brine & Slow Rinse→Brine Refill→Fast Rinse→Service					
进/出水口 Inlet/Outlet	1" M	1" M	1" M	1" M	1" M	1" M
排水口 Drain	3/4" M	3/4" M	3/4" M	3/4" M	3/4" M	3/4" M
基座 Base	2.5"-8NPSM	2.5"-8NPSM	2.5"-8NPSM	2.5"-8NPSM	2.5"-8NPSM	2.5"-8NPSM
中心管 Riser Pipe	1.05" OD	1.05" OD	1.05" OD	1.05" OD	1.05" OD	1.05" OD
吸盐口 Brine Tank Connector	3/8" M	3/8" M	3/8" M	3/8" M	3/8" M	3/8" M
适配罐体 Resin Tank	6" ~ 18"	6" ~ 18"	6" ~ 18"	6" ~ 18"	6" ~ 18"	6" ~ 18"
流量 Flow Rate	3 m <sup>3</sup> /h	3 m <sup>3</sup> /h	3 m <sup>3</sup> /h	3 m <sup>3</sup> /h	3 m <sup>3</sup> /h	3 m <sup>3</sup> /h
再生方式 Regeneration Mode	顺/逆流软化 显示板内置 再生不出硬水 Down-flow/up-flow Internal display board No hard water bypass	顺/逆流软化 显示板内置 再生出硬水 Down-flow/up-flow Internal display board With hard water bypass	顺/逆流软化 显示板外置 再生不出硬水 Down-flow/up-flow External display board No hard water bypass	顺/逆流软化 显示板外置 再生出硬水 Down-flow/up-flow External display board With hard water bypass	顺/逆流软化 显示板外置 再生不出硬水 带WIFI Down-flow/up-flow Internal display board No hard water bypass With WIFI	顺/逆流软化 显示板外置 再生出硬水 带WIFI Down-flow/up-flow Internal display board With hard water bypass With WIFI

# 双罐串联软化阀 F149/F151

F149/F151 Softener Valve for Achieving One Valve on Duplex Tanks in Series

- 中英双语自由选择
  - 智能防泄漏
  - 干盐箱模式
  - 树脂保养和更换提示
  - 按比例吸盐
  - 缺盐报警
  - 度假模式
  - 补软水
- Chinese and English are optional
  - Intelligent water leakage protection
  - Brine dry mode
  - Tips for resin maintenance and replacement
  - Brine draw proportionally
  - Salt shortage alarm
  - Vacation mode
  - Brine refill with soft water



型号 Model	 	
	专利号(Patent No.): ZL201510023249.9	专利号(Patent No.): ZL202521110902.0
	F149	F151
工作流程 Working Process	运行→反洗→吸盐慢洗→盐箱补水→正洗→运行 Service→Backwash→Brine & Slow Rinse→Brine Refill→Fast Rinse→Service	
进/出水口 Inlet/Outlet	G3/4	G3/4
排水口 Drain	NPT3/4	NPT3/4
基座 Base	2.5"-8NPSM	2.5"-8NPSM
中心管 Riser Pipe	1.05" OD	1.05" OD
吸盐口 Brine Tank Connector	G3/8	G3/8
适配罐体 Resin Tank	9"-10"	9"-10"
流量 Flow Rate	1.5 m <sup>3</sup> /h	1.5 m <sup>3</sup> /h
再生方式 Regeneration Mode	顺逆流 DF/UF	逆流再生 UF

# 1.5 m<sup>3</sup>/h 家用软化阀 F155

1.5 m<sup>3</sup>/h Residential Softener Valve F155

专利号(Patent No.): ZL202521110902.0

- 体积小，高度仅109mm
  - 适配橱柜安装软水机
  - 再生原水旁通
  - 再生补软水
  - 按比例吸盐
  - 缺盐提示
  - 树脂保养或更换提示
  - 智能漏水保护
  - 度假模式
- Compact size with a height of only 109mm
  - Suitable for the residential softener installed under sink
  - With hard water bypass
  - Brine refill with soft water
  - Brine draw proportionally
  - Salt shortage alarm
  - Resin maintenance and replacement reminding function
  - Intelligent water leakage protection
  - Vacation mode



型号 Model	F155
进/出水口 Inlet/Outlet	G3/4
排水口 Drain	NPT3/4
基座 Base	2.5"-8NPSM
中心管 Riser Pipe	1.05" OD
吸盐口 Brine Tank Connector	G3/8
流量 Flow Rate	1.5 m <sup>3</sup> /h
再生方式 Regeneration Mode	逆流再生 UF
外形尺寸 Overall Size	182×195×109mm

# 旁通阀系列

## Bypass Valve Series

<b>型号</b> Model		
	<b>41104(F70A)</b>	<b>41102(F70B)</b>
<b>进/出水口</b> Inlet/Outlet	1" M	3/4"M
<b>配套控制阀管径</b> Valve Size	1" F	3/4"M
<b>配套控制阀中心距</b> Inlet Outlet Distance	50mm	65/70mm可调
<b>备注</b> Remark	适配F63/F68/F116控制阀、 Suited F63/F68/F116 Valve	专配F65/F69控制阀 Suited F65/F69 Valve
<b>型号</b> Model		 <p style="font-size: small;">F70进水口平行款 F70 bypass valve with straight inlet and outlet</p>
	<b>41204(F70C)</b>	<b>41202(F70D)</b>
<b>进/出水口</b> Inlet/Outlet	1" M	3/4"M
<b>配套控制阀管径</b> Valve Size	1" M	3/4"M
<b>配套控制阀中心距</b> Inlet Outlet Distance	50mm	50mm
<b>备注</b> Remark	适配F63/F68/F82/F116控制阀 Suited F63/F68/F82/F116 Valve	适配F79控制阀 Suited F79 Valve
<b>型号</b> Model		
	<b>41206(F70F)</b>	<b>41304(F70G)</b>
<b>进/出水口</b> Inlet/Outlet	1" M	NPT 3/4"M或1"M或NPT 1"M
<b>配套控制阀管径</b> Valve Size	NPT 1"或1"M	3/4"M或1"M或NPT 1"M
<b>配套控制阀中心距</b> Inlet Outlet Distance	50mm	50mm
<b>备注</b> Remark	适配F92/F97控制阀 Suited F92/F97 Valve	适配F63/F68/F79/F82/F136控制阀 Suited F63/F68/F79/F82/F136 Valve
<b>型号</b> Model		
	<b>41302(F70H)</b>	
<b>进/出水口</b> Inlet/Outlet	3/4"M	
<b>配套控制阀管径</b> Valve Size	3/4"M	
<b>配套控制阀中心距</b> Inlet Outlet Distance	50mm	
<b>备注</b> Remark	适配F67N/F122/F105/F117/F126控制阀 Suited with F67N/F122/F105/F117/F126	

## 自动旁通阀F70I

F70I automatic bypass valve

- 有运行、全旁通、旁通Ⅰ、旁通Ⅱ、旁通Ⅲ五个位置
- 具有通过设定原水硬度自动调节混水档位或无硬水混合或全旁通功能
- 可与F79控制阀配合使用，自动调节出水硬度范围至50-90 ppm之间
- Five positions: service(no bypass), I position intelligent bypass, II position intelligent bypass, III position intelligent bypass and fully bypass
- Setting raw water hardness through control valve (F79) it will enter corresponding position for mixing automatically  
The outlet water hardness will be within range of 50-90PPM
- Raw water hardness inputting range: 200-550 PPM



## 出水硬度调节旁通阀F70HY

Outlet water hardness adjustable bypass valve F70HY

- 结构简单，密封可靠
- 集运行、旁通、部分旁通功能于一体
- 适用进水硬度范围：150~600ppm，对应五个档位手动选择
- 软化出水硬度可控制在50~90ppm
- 可内置流量计
- Simple structure and reliable sealing
- It combines with service, bypass and part bypass
- Applicable inlet water hardness rang 150-600ppm, there are five positions for manual selection
- The hardness of softened outlet can be controlled at 50 ~ 90ppm
- Can installed with turbine



型号 Model	41103(F70I)	41302Y(F70HY)
进/出水口 Inlet/Outlet	1" M	3/4" M
配套控制阀管径 Valve Size	1" M	3/4" M
配套控制阀中心距 Inlet Outlet Distance	50mm	50mm
备注 Remark	<p>适配F79控制阀 特点：可根据不同的原水硬度， 调节出水硬度至50-90ppm</p> <p>Suited with F79BD The hardness of the outlet water can be adjusted to 50-90ppm based on different raw water hardness</p>	<p>适配F105/F126/F117控制阀 特点：可根据不同的原水硬度， 调节出水硬度至50-90ppm</p> <p>Suited with 105/F126/F117 The hardness of the outlet water can be adjusted to 50-90ppm based on different raw water hardness</p>

# 在线取样检测出水硬度装置 F84

## F84 Online Monitoring Device

- 采用固定容积的动片通孔及混合腔取试剂及水样，一致性好
- 多种计时模式可选：a) 可根据水质要求设定检测周期，范围：0-300分钟；b)、输入树脂体积、原水硬度及平均每小时用水量等参数，系统自动计算运行总时间
- 设置简单：只需设置检测间隔时间（检测周期），其他工位程序默认时间
- 试剂用完后系统会报警，并将程序转为时间型按小时计，直至添加试剂
- Using constant volume for through-holes and mixing chamber, good consistency for water sample testing
- Several time modes optional: a).It can adjust the monitoring time according to the water quality: 0-300 minutes; b). Input the resin volume, water hardness and the average water consumption per hours, the system will calculate the operate time automatically
- Easy to set up: Only need to set the test interval time (Detection period), others set as the default time
- The system will alarm when the reagent exhausted and turn the time mode program by hours until add reagent

### 适用场合 Applications

蒸汽锅炉、热水锅炉及对水质硬度控制要求较高的软化水处理系统

Softening water treatment system which has a high requirement for treated water application, such as steam boiler and hot water boiler application

型号 Model	进水口 Inlet	出水口 Outlet	取样口 Sampling Connection	流量计进水口 Flow meter inlet	流量计出水口 Flow meter outlet
44710(F84)	Φ6气管快接 Φ6 gas-type fitting	Φ8气管快接 Φ8 gas-type fitting	Φ6气管快接 Φ6 gas-type fitting	1" F	1" M

44710 (F84)



# 除铁/锰装置

## Iron and Manganese Removal Device

### 结构性能特点 Structure Features

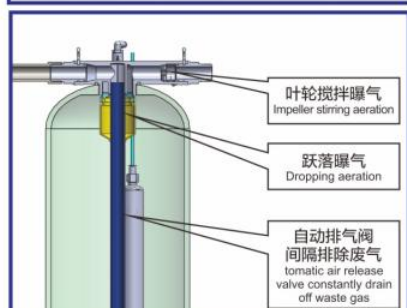
叶轮搅拌+跌落组合曝气更均匀，溶氧度高  
Impeller stirring plus dropping create aeration process

### 适用场合 Applications

高铁高锰地区的地下水除铁除锰，工业软化水、除盐水的预处理  
Remove the iron or manganese from the water which has a big containing, as a pre-treatment device before industrial softening system or demineralization system

### 使用条件 Working Conditions

项目 Item		要求 Requirement
工作条件 Working Condition	工作压力 Working Pressure	0.15MPa~0.6MPa
	进水温度 Inlet Water Temperature	5℃~25℃
工作环境 Working Environment	环境温度 Ambient Temperature	5℃~50℃
	相对湿度 Relative Humidity	≤95%(25℃时)
进水水质 Inlet Water	含铁量 Iron Content	≤25 mg/L
	含锰量 Manganese Content	≤3 mg/L
	浊度 Turbidity	< 15 NTU
	pH值 pH Value	6.8~9



# 过滤&软化及混床球阀控制器

Ball Valve Controller for Filter & Softener and Mxied bed Water Treatment Systems



过滤控制系统  
Filter Control System



软化控制系统  
Softener Control System



混床控制系统  
Mixed bed control system



型号: 46030(F109)  
Model

## 结构性能特点 Structure Features

- 可与润景DN65-DN200电动球阀配套使用
- 润景陶瓷芯电动球阀流阻小、耐腐蚀、抗水垢抗杂质、耐久用
- LCD显示界面
- It can be used together with Runjing electronic ball valve from DN65 to DN200
- Runjing ceramic ball valve has the advantage of small flow resistance, good corrosion resistance, good wear resistance and long lifetime
- LCD display

## 适用场合 Applications

配套润景两线控制球阀组成过滤或软化或混床除盐水处理系统

Ball valve controller is matched with Runjing two wires electronic ball valve to be filter & softener or mixed bed demineralized water treatment systems

型号 Model	电源适配器输入 Transformer Input	电源适配器输出 Transformer Output
46030(F109)	AC100-240V 50-60Hz	DC24V, 1.5A
环境温度 ( °C ) Environment Temperature(°C)	用途 Application	
5-50°C	过滤/软化/混床 Filter/Softener/Mixed bed	

## 陶瓷硬密封三通阀 F146系列

Ceramic hard sealing three-way valve F146 series

- 特种陶瓷端面密封结构
- 耐杂质磨损
- 手动或电动控制切换工位，低水压也可切换
- Special ceramic hermetic head faces structure
- Resistant to impurities
- Manual or electronic control can switch working positions, and switching is also possible under low water pressure.

更适用于泥沙杂质、腐蚀介质等应用场合  
More suitable for applications involving sediment, impurities, corrosive media, etc.



可配套叠片式过滤器、砂石过滤器使用

It can be used with sand filters and disk filters

## 叠片式过滤器RJ-DF系列

Disk Filter System RJ-DF Series

专利号(Patent No.): [ZL201620552465.2](#) [ZL202223080527.9](#)

- 特种陶瓷硬密封三通阀控制
- 自动反冲洗（通过时间或压差触发）
- 可即时操作实现强制反冲洗
- Special ceramic hard sealing three-way valve control
- Automatic backwash (triggered by time or pressure difference)
- Can be operated to achieve forced backwashing even if necessary

过滤精度 **130/100/50 $\mu$ m**

Filtration accuracy: 130/100/50 microns

**流量**

Flow rate

**7-700 m<sup>3</sup>/h**



## 其他阀门及配件

### Other Accessories

- 端面密封启闭方式，密封性好
- 直流电机驱动，转换灵活
- 具有换向、旁通、关闭功能
- 可远程控制
- It adopts hermetic head faces for opening and closing, good sealing.
- DC motor, flexible switching.
- With the functions of switching, bypass and close.
- Has remote controlling.



42020(F80)

### 电动三通阀 Electronic Three-way Valve

6 m<sup>3</sup>/h~40 m<sup>3</sup>/h



45006



45012



45020



45040

### 叠片式过滤器系列 Disc Filter Series



3/4" 或 1" 上下布水器  
3/4" and 1" top and bottom strainers



1" 直弯活接  
1" connector

### 止回阀 Check Valve



F102/F45/F36/F2



de	9.6	26.7	32	50	90
e	1.5 ± 0.1	2.5 ± 0.15	2.6 ± 0.2	2.7 ± 0.2	2.2 ± 0.15

ABS 管件  
ABS pipe



43024

43029

液位控制器+盐井  
Liquid Level Switch & Brine well

# 泳池过滤阀

Swimming Pool Filter Valve

专利号(Patent No.): ZL202120625248.2



F138C 12 m<sup>3</sup>/h



F139B 24 m<sup>3</sup>/h



F152B-1 37 m<sup>3</sup>/h

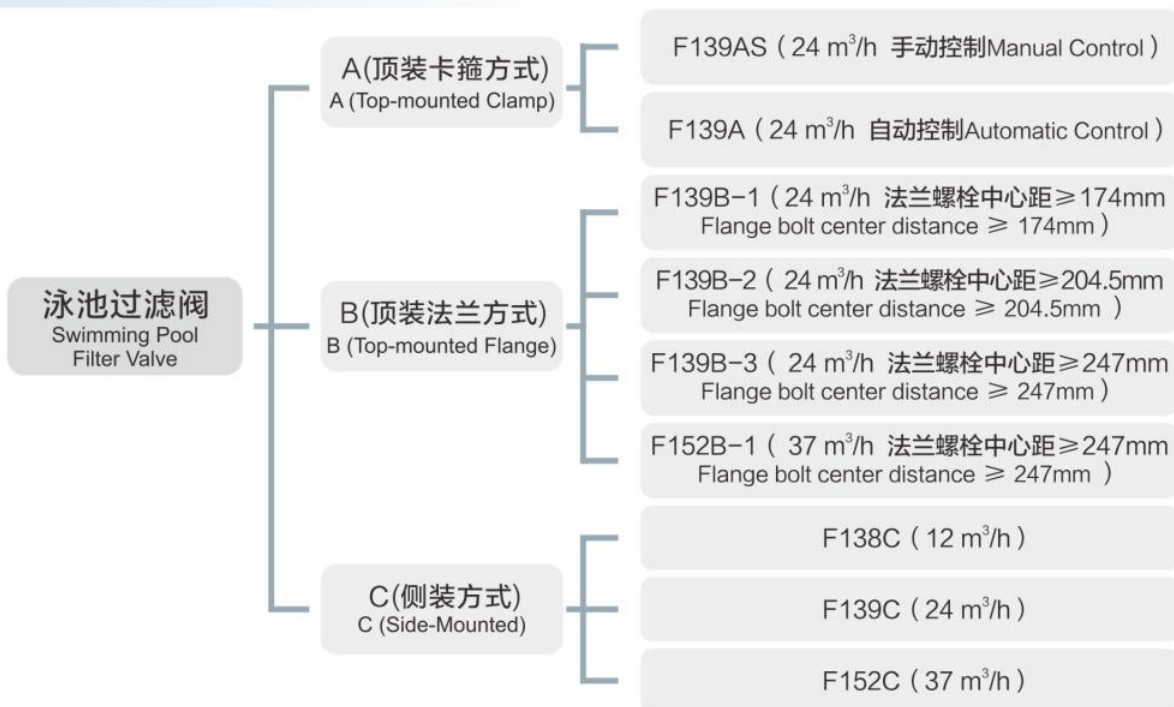
## 结构性能特点 Structure Features

- 特种陶瓷端面密封结构
  - 定片为刚玉陶瓷，动片为高强度合成材料，耐磨损，耐腐蚀
  - 切换工位直接带压操作，无需停泵
  - 可选手动或自动控制
  - 带RS-485远程通信端口（自动）
  - 主要型号有F138、F139和F152系列
  - 适配电源AC100-240V/50-60Hz
- Special ceramic hermetic head faces sealing structure
  - Corundum ceramic fixed disk, high-strength synthetic material moving disk. Good performance in wear and corrosion resistance
  - Can switch position under pressure without stopping the pump
  - Manual control or automatic control is optional.
  - With RS-485 communication port (Automatic control type)
  - The main models are F138, F139 and F152 series
  - Adaptive power supply AC100-240V/50-60Hz

## 适用场合 Applications

小区、别墅泳池、景观池、游泳馆、水上乐园等  
Community and villa swimming pool, landscape pool, natatorium and water park etc

## 产品分类 Classification of Swimming Pool Valves



型号 Model					
	53512C(F138C)	53524C(F139C)	53535C(F152C)	53524(F139A)	51524(F139AS)
工作流程 Working Process	运行→反洗→正洗（排空/循环/关闭） Filter → Backwash → Rinse (Waste/Recirculation/Closed)				
进/出水口 Inlet/Outlet	1.5"D-GB	2"D-GB or 2.375"OD	2"D-GB or 2.375"OD or 2-1/2"-GB	2"D-GB or 2.375"OD	
排水口 Drain					
基座（中心圆） Base(circle center distance)	侧装 Side-mounted	侧装 Side-mounted	侧装 Side-mounted	顶装 Top-mounted	卡箍连接 Clamp connection
罐口内直径 Inner diameter of tank	/	/	/	≥150mm	≥150mm
中心管 Riser Pipe	/	/	/	1.5"D-GB or 1.9"OD	
适配罐体 Resin Tank	φ410-534	φ410-700	φ700-1100	φ410-700	φ410-700
流量 Flow Rate	12 m <sup>3</sup> /h	24 m <sup>3</sup> /h	37 m <sup>3</sup> /h	24 m <sup>3</sup> /h	24 m <sup>3</sup> /h
RS-485端口 RS-485 port	有 Available				无 Not available

型号 Model				
	53524B-1(F139B-1)	53524B-2(F139B-2)	53524B-3(F139B-3)	53535B-1(F152B)
工作流程 Working Process	运行→反洗→正洗（排空/循环/关闭） Filter → Backwash → Rinse (Waste/Recirculation/Closed)			
进/出水口 Inlet/Outlet	2"D-GB or 2.375"OD			2"D-GB or 2.375"OD or 2-1/2"-GB
排水口 Drain				
基座（中心圆） Base(circle center distance)	φ174	φ204.5	φ247	φ247
基座（螺栓孔） Base(bolt center)	8×φ8.5	8×φ10	12×φ10.5	12×φ10.5
罐口内直径 Inner diameter of tank	≥150mm	≥171.5mm	≥209mm	≥209mm
中心管 Riser Pipe	1.5"D-GB(外径OD 50mm)或1.9"OD(外径OD 48.3mm) 1.5"D-GB(OD: 50mm) or 1.9"OD(OD: 48.3mm)		2"D-GB(外径OD 63.3mm) 或 2.375"OD(外径OD 60.3mm) 2"D-GB(OD: 63.3mm) or 2.375"OD(OD: 60.3mm)	
适配罐体 Resin Tank	φ410-700			φ700-1100
流量 Flow Rate	24 m <sup>3</sup> /h	24 m <sup>3</sup> /h	24 m <sup>3</sup> /h	37 m <sup>3</sup> /h
RS-485端口 RS-485 port	有 Available			

# 产品选型指南 Pro

产水量 Flow Rate		过滤 Filter		手动软化 Manual Softener	自动
		手动 Manual	自动 Automatic	顺逆/流再生 Down-flow/Up-flow	时间型 Time Clock
1~2 m³/h	型号 Model	51101A/51101B 51101C/51102/51202C	53502/52502H 53502B/54502/55502	61202/61202C	63502/62502/63502E
		F52/F56B/F56C/F56E/F56EC	F71B/F71D/F71G1/F71P/F71Q	F64B	F65B1/F65D1/F65G1
3~4 m³/h		51104/51204K/51204C/51204	53504S/53504/52504H/55503 53504B/54504/55504/56603M/52504E	61104/61204C	63504S/63504/62504/63
		F56A/F56K/F56AC/F56M	F67B/F67C/F67D/F156Q F67G1/F67P/F67Q/F67M/F67K	F64A/F64AC	F63B1/F63C1/F63D1
5~6 m³/h		51105	53505S/53505-A/55505	61206	63505/63505E
		F56F	F67B-A/F67C-A/F157Q	F64F	F116A1/F130A
8~10 m³/h		51208/51210	53508/53510/53510B/55510	61210	63508/63510/635
		F56L/F56D	F134A/F75A1/F75B1/F75Q	F64D	F133A1/F74A1/F7
12~18 m³/h		51215	53518/53515/53615	61215	63518/63
		F77BS	F77B1/F99B1/F99B3	F77AS	F77A1/F9
20 m³/h			53520/53520T		63520/635
			F95B/F111B		F95A1/F11
30~40 m³/h	51240	53540B/53640B/53530/53630	61240B	63540B/63	
	F112BS	F112B1/F112B3/F147B1/F147B3	F112AS	F112A1/F1	
50 m³/h		53550/53650		63550	
		F96B1/F96B3		F96A	
70 m³/h		53570/53670		63570	
		F153B1/F153B3		F153A	

				其它产品			
产品名称 Name	新型号 New Model	原型号 Old Model	备注 Remark	产品名称 Name	新型号 New Model	原型号 Old Model	
旁通阀 Bypass Valve	41104	F70A	适配F63/F68 Suited with F63/F68	顺逆流软化阀 Down/Up-flow Softener	83602	F79	
	41102	F70B	适配F65/F69 Suited with F65/F69		82602E	F105A	
	41204	F70C	适配F63/F68/F82 Suited with F63/F68/F82		82602	F150	
					82603	F163	
					82603FD	F136BHW	
					82604E	F97A	
	41202	F70D	适配F79 Suited with F79	83604	F82A		
	41206	F70F	适配F97/F92 Suited with F97/92	双罐串联软化阀 Softener Valve for Achieving One Valve on Duplex Tanks in Series		/	F149
41304	F70G	适配F63/F68/F79/F82/F105控制阀 Suited with F63/F68/F79/F82/F105	/	F151			
41302	F70H	适配F67N/F122控制阀 Suited with F67N/F122	浮动床软化阀 Control Valve for Floating Bed	93604	F83A3		
41103	F70I	F70I 适配F79控制阀 Suited with F79		93606	F98C		
				93610	F88C		
				91215	F77CS		
			93620	F95C3			
			93640	F112C3			

说明：上表中以数字表示的型号为新型号，以F开头的为原型号。Notice:the digital in above table is new model,and the m

# Product Selection Guide

顺流再生 Automatic/Down-flow		自动逆流再生 Automatic/Up-flow	
型号 Type	流量型 Meter Type	时间型 Time Clock Type	流量型 Meter Type
B/64502/65502	63602/62602/63602B/64602/65602	73502/72502/73502B/74502/75502	73602/72602/73602B/74602/75602
F/65P1/F117Q1	F65B3/F65D3/F65G3/65P3/F117Q3	F69A1/F69D1/F69G1/F69P1/F69Q1	F69A3/F69D3/F69G3/F69P3/F69Q3
S/6404B/64504/65504	63604S/63604/63604B/64604/64604	73504S/73504/72504/73504B/74504/74504	73604S/73604/72604/73604B/75604
F/63G1/F63P1	F63B3/F63C3/F63G3/F63P3	F68A1/F68C1/F68D1/F68G1/F68P1/F68Q1	F68A3/F68C3/F68D3/F68G3/F68Q3
E/65505	63605E/63605	73505	73605
F/116Q1	F116A3/F130A3/116Q3	F92A1-LED	F92A-LED
B/610B/65510	63610/63610B		
F/74B1/F74Q1	F74A3/F74B3		
S/6515	63618/63615	73515	73615
F/99A1	F77A3/F99A3	F99D1	F99D3
S/620T	63620/63620T	73520	73620
F/111A1	F95A3/F111A3	F95D1	F95D3
S/63530	63640B/63630	73530	73630
F/147A1	F112A3/F147A3	F147D1	F147D3
	63650		
	F96A3		
	63670		
	F153A3		

Others				
最大产水量 Water Flowrate	产品名称 Name	新型号 New Model	原型号 Old Model	最大产水量 Water Flowrate
2 m <sup>3</sup> /h	双罐串联多功能控制阀 Control Valve for Achieving One Valve on Duplex Tanks and Working in Series	12504	F142A	4 m <sup>3</sup> /h
2 m <sup>3</sup> /h				
2 m <sup>3</sup> /h	连续供水用一阀双罐 One Valve on Duplex Tanks	17603	F73	3.5 m <sup>3</sup> /h
3 m <sup>3</sup> /h		17606	F98A	6 m <sup>3</sup> /h
3 m <sup>3</sup> /h		17606T	F137	6 m <sup>3</sup> /h
3 m <sup>3</sup> /h		17610T	F135	10 m <sup>3</sup> /h
4 m <sup>3</sup> /h		17610	F88A	10 m <sup>3</sup> /h
1.5 m <sup>3</sup> /h				
1.5 m <sup>3</sup> /h	电动三通阀 Electronic Three-way Valve	42020	F80	20 m <sup>3</sup> /h
4 m <sup>3</sup> /h	在线取样检测装置 On-line Sampling Monitory Device	44710	F84	
6 m <sup>3</sup> /h	叠片式过滤器 Disc Filter	45006	F90A	6 m <sup>3</sup> /h
10 m <sup>3</sup> /h		45012	F90B	12 m <sup>3</sup> /h
15 m <sup>3</sup> /h		45020	F90C	20 m <sup>3</sup> /h
20 m <sup>3</sup> /h		45040	F90D	40 m <sup>3</sup> /h
40 m <sup>3</sup> /h				

Model begin with "F" is old model.

类型 Type	新型号 New Model	旧型号 Old Model	进/出水口 Inlet/Outlet	排水口 Drain	基座 Base	中心 Riser
手动过滤阀 Manual Filter Valve	51101A	F52	1/2"F	1/2"F	M82 × 3	Φ 16.5"
	51101B	F56B	1/2"F或3/4"F	1"	Tr96 × 6或Φ98嵌齿形 Tr96 × 6 or Φ98 hackle whorl	1.05"
	51101C	F56C			Tr118 × 6或Tr110 × 6 Tr118 × 6 or Tr110 × 6	
	51102/51202C	F56E/F56EC			2.5"-8NPSM	1"D-
	51104/51204C/51204	F56A/F56AC/F56M				
	51105	F56F	1.5"	1.5"	4"-8UN	1.5"D- 1.9"C
	51208	F56L	1.5"	1.5"		
	51110	F56D	2"	1.5"	4"-8UN	1.5"D- 1.9"C
	51215	F77BS	2"	2"		
51240B	F112BS	DN65	DN65	侧装, DN80上下布 Side-Mounted, DN80 Top and bottom strainer conn		
自动过滤阀 Automatic Filter Valve	53502/53502B/54502 52520H/55502/55503	F71B/F71G/F71P/ F71D/F71Q/156Q	3/4"M	3/4"M	2.5"-8NPSM	1.05" F67B-A:
	53504/53504S/53504B/53504C/ 54504/52504H/55504/56603M/ 52504E/53505S/55506	F67C/F67B/F67G/F67I/ F67P/F67D/F67Q/ F67M/F67K/F67B-A/F157Q	1.5"	1.5"		
	53508	F134A	1.5"	1.5"	4"-8UN	1.5"D-GB
	53510/53510B	F75A/F75B	2"	2"		
	53515	F99B				
	53518	F77B1				
	53520T/53620T	F111B1/F111B3	2"	2"	4"-8UN	2"D-
	53520/53620	F95B1/F95B3				
	53540B/53640B/53530	F112B1/F112B3/F147B	DN65	DN65	侧装, 2"M上下布 Side-Mounted, 2"M Top and bottom strainer conn	
	53550/53650	F96B1/F96B3	DN80	DN80	侧装, DN80上下布 Side-Mounted, DN80 Top and bottom strainer conn	
53570	F153B	DN100法兰 Flange	DN100法兰 Flange	侧装, DN100上下布 Side-Mounted, DN100 Top and bottom strainer conn		
手动软化阀 Manual Softener Valve	61202/61202C	F64B/F64BC	3/4"F	1/2"M	2.5"-8NPSM	1.05"
	61104/61204C	F64A/F64AC	1"	1/2"M		
	61206	F64F	1.5"	3/4"M	4"-8UN	1.25"D
	61210	F64D	2"	1"		
	61215	F77AS	2"	1.5"	4"-8UN	1.5"D- 1.9"C
	61240	F112AS	DN65	DN65		
自动软化阀 Automatic Softener Valve	63502/63502B/64502 62502/63503/66503	F65B/F65G/F65P/ F65D/F117A/F117Q	3/4"F	1/2"M	2.5"-8NPSM	1.05"
	73502/73502B/74502 72502/75502	F69A/F69G/F69P/ F69D/F69Q				
	63504S/63504/63504B/ 63504C/64504/62504/ 65505/63505E/63605E	F63B/F63C/F63G/ F63I/F63P/F63D/ F116Q/F116E	1"	1"	4"-8UN	1.5"D- 1.9"C
	73504S/73504/73504B 73504P/72504/75504	F68A/F68C/F68G F68P/F68D/F68Q				
	63605E/73605	F130A/F92A	1"	NPT3/4	4"-8UN	1.5"D- 1.9"C
	63508	F133A	1.5"	3/4"M		
	63510/63510B	F74A/F74B	2"	1"	4"-8UN	1.5"D- 1.9"C
	63515/73615/63518	F99A/F99D/F77A	2"	1.5"		
	63520/73515	F95A/F95D	2"	1.5"	侧装 Side-Mounted	✓
	63520T	F111A	2"	1.5"	4"-8UN	2"D-
	63540B/63530/73530	F112A/F147A/F147D	DN65	DN65	侧装, DN80上下布 Side-Mounted, DN80 Top and bottom strainer conn	
	63550	F96A	DN80	DN80	侧装, DN100上下布 Side-Mounted, DN100 Top and bottom strainer conn	
	63670	F153A3	DN100法兰 Flange	DN100法兰 Flange	侧装 (DN100) Side-mounted (DN100)	
	82602/82602B	F79A-LCD/F79B-LCD	3/4"M	1/2"M	2.5"-8NPSM	1.05"
	83604/82604B	F82A-LCD/F82B-LCD	1"	1/2"M		
	82604E	F97A	3/4"M	1/2"M		
82602E/82603FD/82602/82603/82601	F105A/F136BH/WF150/F163/F155	3/4"M/1"	1/2"M/NPT3/4			
软化过滤两用控制阀 Control valve combined with filtration and softening	12507	F143	1.25"	1.25"	2.5"-8NPSM	1"D-
一用一备系列 One Valve On Duplex Tanks	17603	F73	1"	1/2"M	2.5"-8NPSM	1.05"
	17606	F98	1"	3/4"M	侧装, 1"M上下布 Side-Mounted, 1"M Top and bottom strainer conn	
	17610	F88	1.5"	1"	侧装, 1.5"M上下布 Side-Mounted, 1.5"M Top and bottom strainer conn	
	17610T	F135A	1.5"	3/4"M	4"-8UN	1.5"D- 1.9"C
	17606T	F137	1"	3/4"M		
浮动床系列 Control Valve for Floating Bed	93504	F83A	1"	1/2"M	2.5"-8NPSM	1.05"
	93606	F98C	1"	3/4"M	侧装, 1"M上下布 Side-Mounted, 1"M Top and bottom strainer conn	
	93610	F88C	1.5"	1"	侧装, 1.5"M上下布 Side-Mounted, 1.5"M Top and bottom strainer conn	
	91215	F77CS	2"	1.5"	4"-8UN	1.5"D- 1.9"C
	93520	F95C				
91240B/93540B	F112CS/F112C	DN65	DN65	侧装, 2"M上下布 Side-Mounted, 2"M Top and bottom strainer conn		
泳池过滤系列 Swimming Pool Filter Valve	53512C	F138C	1.5"D-GB		侧装上下布1.5"D-GB Top and bottom strainer for side-mounted	
	53524C/53535C	F139C/F152C	2"D-GB or 2.375"OD or 2-1/2"-GB(F152C)		侧装上下布2"D-GB or 1.5"D-GB/2"D-GB(F152C) Top and bottom strainer for side-mounted	
	53524/53524S	F139A/F139AS	2"D-GB or 2.375"OD		卡箍方式 Clamp connection	1.5"D-GB
	53524B-1/53524B-2	F139B-1/F139B-2	2"D-GB or 2.375"OD		法兰方式 Flange connection	1.5"D-GB
	53524B-3/53535B-1	F139B-3/F152B-1	2"D-GB or 2.375"OD or 2-1/2"-GB(F152B)		法兰方式 Flange connection	2"D-GB 2
双罐串连多功能控制阀 Control valve for achieving one valve on duplex tanks and working in series	12604/12504	F142A/F142B	1"	NPT3/4	2.5"-8NPSM	1"D-
	✓	F149/F151	G3/4			1.05"

# 技术参数及工作条件汇总表

TABLE OF TECHNICAL PARAMETERS AND WORKING CONDITIONS

管径 Pipe	吸盐口 Brine Line Connector	产水量m³/h Flow Rate	适配罐体 Tank Diameter Range	再生方式 Regeneration Mode	工作压力 Water Pressure	进水浊度 Turbidity			
1/2"OD	/	1	6"-10"	/	0.15MPa-0.6MPa	< 20NTU			
1/2"OD		1	10"滤壳 Filter housing						
1/2"OD		1	20"滤壳 Filter housing						
1/2"OD		2	6"-10"						
1/2"OD		4	6"-12"						
1/2"OD		5	6"-14"						
1/2"OD		8	16"-24"						
1/2"OD	/	10	10"-24"	/	0.2MPa-0.6MPa	< 20NTU			
1/2"OD		15	20"-30"						
1/2"OD		40	36"-48"						
1/2"OD		2-3	6"-10"				/	0.15MPa-0.6MPa	< 20NTU
1/2"OD		4-6	6"-16"						
1/2"OD		8	16"-24"						
1/2"OD		10	16"-24"						
1/2"OD	15	20"-30"							
1/2"OD	18	24"-30"							
1/2"OD	20	30"-36"							
1/2"OD	/	20	30"-36"	/	0.2MPa-0.6MPa	< 20NTU			
1/2"OD		30-40	36"-48"						
1/2"OD		50	36"-60"						
1/2"OD		70	40"~60"						
1/2"OD		2	6"-12"				顺流 Down-flow	0.15MPa-0.6MPa	< 5NTU
1/2"OD		4	6"-18"						
1/2"OD		6	10"-28"						
1/2"OD	10	10"-30"							
1/2"OD	15	30"-40"							
1/2"OD	40	48"-60"							
1/2"OD	/	2	6"-12"	顺流 Down-flow	0.15MPa-0.6MPa	< 5NTU			
1/2"OD		2		逆流 Up-flow		< 2NTU			
1/2"OD		4	6"-18"	顺流 Down-flow		< 5NTU			
1/2"OD		4	6"-18"	逆流 Up-flow		< 2NTU			
1/2"OD		5	7"-22"/10"-24"	顺流 Down-flow/逆流 Up-flow		< 5NTU/< 2NTU			
1/2"OD		1/2"M	8	24"-30"		顺流 Down-flow	0.2MPa-0.6MPa	< 5NTU	
1/2"OD			10	24"-30"					
1/2"OD	3/4"M	15-18	30"-40"	F99A顺流 Down-flow F99D逆流 Up-flow F77A逆流 Down-flow	0.2MPa-0.6MPa	DF < 5NTU/UF < 2NTU			
1/2"OD	3/4"M	20	36"-48"	F95A顺流、F95D逆流		DF < 5NTU/UF < 2NTU			
1/2"OD		20	36"-48"	顺流 Down-flow	0.2MPa-0.6MPa	< 5NTU			
1/2"OD		30-40	48"-60"						
1/2"OD	50	60"-72"							
1/2"OD	3/8"M	70	60"-79"	顺流/逆流 Down/Up-flow	0.15MPa-0.6MPa	< 5NTU或< 2NTU			
1/2"OD		2	6"-12"						
1/2"OD		4	6"-18"						
1/2"OD		3	6"-18"						
1/2"OD		1.5-3	6"-18"						
1/2"OD	3/8"M	7	20"-30"	顺流再生 Down-flow	0.15-0.6MPa	< 5NTU或< 2NTU			
1/2"OD		3.5	12"-14"	顺流/逆流 Down/Up-flow		< 5NTU或< 2NTU			
1/2"OD	1/2"M	6	20"-24"	逆流 Up-flow	0.2MPa-0.6MPa	< 2NTU			
1/2"OD		10	20"-30"	顺流 Down-flow		< 5NTU			
1/2"OD		6	16"-24"	顺流顶装 Top Insulated Down-flow		< 5NTU			
1/2"OD	3/8"M	4	10"-14"	浮动床 Floating Bed	0.2MPa-0.6MPa	< 2NTU			
1/2"OD		6	18"						
1/2"OD		10	20"-21"						
1/2"OD		15	20"-30"						
1/2"OD		20	30"-36"						
1/2"OD	/	40	36"-48"	/	0.15-0.6MPa	< 20NTU			
1/2"OD		12	41-534						
1/2"OD		24-37	410-700/700-1100						
1/2"OD		24	410-700						
1/2"OD		24	410-700						
1/2"OD	3/8"M	24-37	410-700/700-1100	/	0.15-0.6MPa	< 5NTU			
1/2"OD		4	6"-18"						
1/2"OD	3/8"M	1.5	9"-10"	顺流吸盐/顺流吸气 DF(brine draw)/DF(air draw)	0.15-0.6MPa	< 5NTU			
1/2"OD		1.5	9"-10"	顺逆流 DF/UF/逆流再生 UF					

# “润新阀”命名规则

## "Runxin Valve" Naming Rules

1. “润新阀”型号采用5个数字表示，其表示方法及意义如下：

Runxin valves are named according to below table. Its model number consists of 5 digits.



### 1)说明Remark

●五个数字后加字母，表示该款为派生产品；

If Model No. follows by a new English character, it means this is a Derivative product from above model.

●型号后加/P，表示阀体为PPO材料；

If Model No. follows by P, it means the valve body is PPO material.

●型号后加-□□（两个字母），表示为定制产品。

If Model No. follows by -□□（-□□ is 2 characters), it means it is customized.

### 2).举例Examples

63504S（原F63B1）表示63504的派生产品，带手轮控制；

63504S means the valve with a manual wheel (F63B1);

51104/P表示阀体材料为PPO的51104（原F56A/P）；

51104/P means the valve body of 51104 is PPO(Old Model No.:F56A/P)

2.特殊控制阀及配件编号The Principle of Special Application Valves and Accessories

1)一用一备控制阀One valve in service one standby control valve

1 7

编号 New Model	17603	17606T	17610T	17606	17610
产水量 Water Flowrate	3.5m <sup>3</sup> /h	6m <sup>3</sup> /h	10m <sup>3</sup> /h	6 m <sup>3</sup> /h	12 m <sup>3</sup> /h
原型号 Old Model	F73	F137	F135	F98A	F88C
安装方式 Installation Type	顶装 Top-mounted			侧装 Side-mounted	

2)在线检测出水硬度装置Online Monitoring Device 44710 ( F84 )

4 4 7 1 0

3)电动三通阀Electronic three-way valve 42020 ( F80 )

4 2 0 2 0

4)叠片式过滤器Disk Filter

4 5

编号 New Model	45006	45012	45020	45040
原型号 Old Model	6 m <sup>3</sup> /h	12 m <sup>3</sup> /h	20 m <sup>3</sup> /h	40 m <sup>3</sup> /h
安装方式 Installation Type	F90A	F90B	F90C	F90D

5)旁通阀 Bypass Valve

4 1

编号 New Model	41104	41102	41204	41202	41206	41304	41302	41103	4302Y
产水量 Water Flowrate	4 m <sup>3</sup> /h	4 m <sup>3</sup> /h	4 m <sup>3</sup> /h	2 m <sup>3</sup> /h	6 m <sup>3</sup> /h	4 m <sup>3</sup> /h	2 m <sup>3</sup> /h	2 m <sup>3</sup> /h	2 m <sup>3</sup> /h
原型号 Old Model	F70A	F70B	F70C	F70D	F70F	F70G	F70H	F70I	F70HY

6)一用一备控制器One in Service One Standby Controller 46010 ( F91 )

4 6 0 1 0



## 国际性水处理控制阀专业制造商

International Professional Manufacturer of Control Valve for Water Treatment Systems



Each social media account: Runxin Wenzhou

**温州市润新机械制造有限公司**  
WENZHOU RUNXIN MANUFACTURING MACHINE CO.,LTD.

地址：浙江省温州市山福镇润新路169号  
No.169, Runxin Road, Shanfu Town, Wenzhou, Zhejiang, China

电话 (Tel) : +86-577-88637658 88630038 邮编 (P.C) : 325021  
传真 (Fax) : +86-577-88633258 E-mail:sales@run-xin.com